

6.035

Loop Optimizations

Instruction Scheduling

Outline

- **Scheduling for loops**
- Loop unrolling
- Software pipelining
- Interaction with register allocation
- Hardware vs. Compiler
- Induction Variable Recognition
- loop invariant code motion

Loop Example

- Machine
 - One load/store unit
 - load 2 cycles
 - store 2 cycles
 - Two arithmetic units
 - add 2 cycles
 - branch 2 cycles
 - multiply 3 cycles
 - Both units are pipelined (initiate one op each cycle)

- Source Code

```
for i = 1 to N
    A[i] = A[i] * b
```

Loop Example

- Source Code

```
for i = 1 to N
    A[i] = A[i] * b
```

- Assembly Code

```
loop:
    mov    (%rdi,%rax), %r10
    imul  %r11, %r10
    mov   %r10, (%rdi,%rax)
    sub   $4, %rax
    jz    loop
```

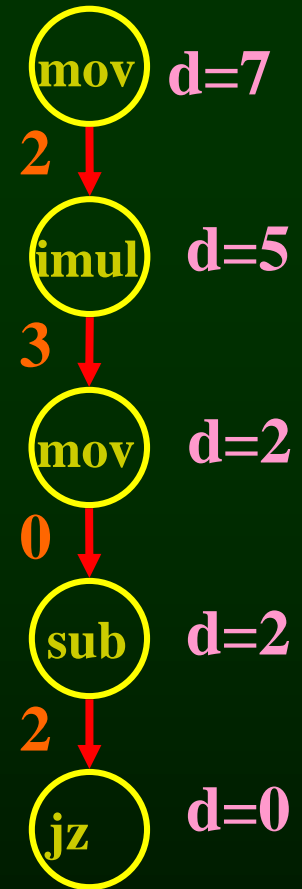
base

offset

Loop Example

- Assembly Code

```
loop:  
    mov    (%rdi,%rax), %r10  
    imul  %r11, %r10  
    mov    %r10, (%rdi,%rax)  
    sub   $4, %rax  
    jz    loop
```



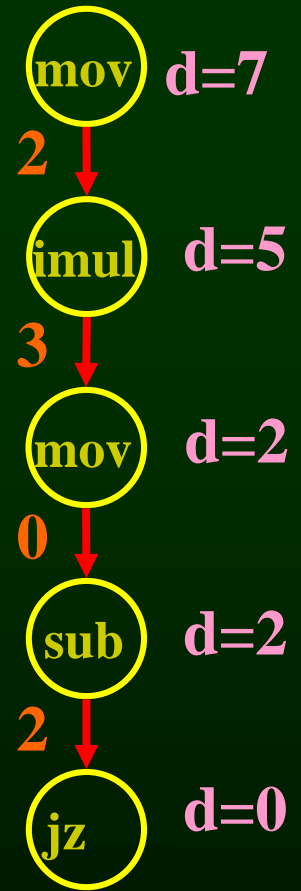
Loop Example

- Assembly Code

```

loop:
    mov    (%rdi,%rax), %r10
    imul  %r11, %r10
    mov   %r10, (%rdi,%rax)
    sub   $4, %rax
    jz    loop
    
```

- Schedule (9 cycles per iteration)



mov					mov							
	mov					mov						
		imul					bge					
			imul					bge				
				imul								
					sub							
						sub						

Outline

- Scheduling for loops
- **Loop unrolling**
- Software pipelining
- Interaction with register allocation
- Hardware vs. Compiler
- Induction Variable Recognition
- loop invariant code motion

Loop Unrolling

- Unroll the loop body few times
- Pros:
 - Create a much larger basic block for the body
 - Eliminate few loop bounds checks
- Cons:
 - Much larger program
 - Setup code (# of iterations < unroll factor)
 - beginning and end of the schedule can still have unused slots

Loop Example

```
loop:  
  mov    (%rdi,%rax), %r10  
  imul  %r11, %r10  
  mov    %r10, (%rdi,%rax)  
  sub   $4, %rax  
  jz    loop
```

Loop Example

```
loop:
  mov    (%rdi,%rax), %r10
  imul  %r11, %r10
  mov    %r10, (%rdi,%rax)
  sub   $4, %rax
  mov    (%rdi,%rax), %r10
  imul  %r11, %r10
  mov    %r10, (%rdi,%rax)
  sub   $4, %rax
  jz    loop
```

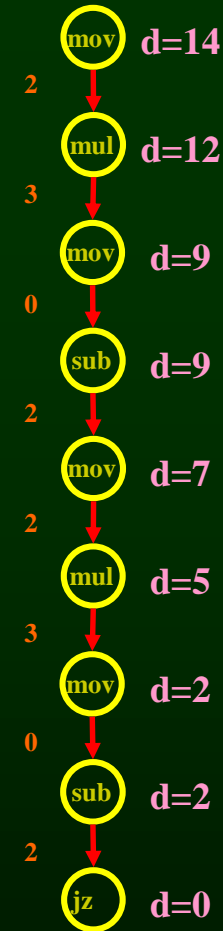
Loop Example

loop:

```

mov    (%rdi,%rax), %r10
imul  %r11, %r10
mov    %r10, (%rdi,%rax)
sub    $4, %rax
mov    (%rdi,%rax), %r10
imul  %r11, %r10
mov    %r10, (%rdi,%rax)
sub    $4, %rax
jz     loop
    
```

- Schedule (8 cycles per iteration)



mov					mov		mov					mov			
	mov					mov		mov					mov		
		imul							imul					bge	
			imul							imul					bge
				imul							imul				
					sub							sub			
						sub							sub		

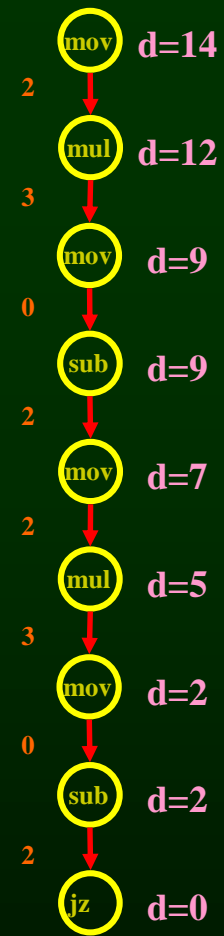
Loop Unrolling

- Rename registers
 - Use different registers in different iterations

Loop Example

loop:

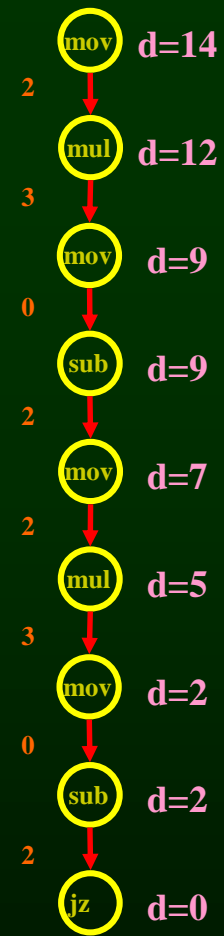
```
mov    (%rdi,%rax), %r10
imul  %r11, %r10
mov    %r10, (%rdi,%rax)
sub    $4, %rax
mov    (%rdi,%rax), %r10
imul  %r11, %r10
mov    %r10, (%rdi,%rax)
sub    $4, %rax
jz     loop
```



Loop Example

loop:

```
mov    (%rdi,%rax), %r10
imul  %r11, %r10
mov    %r10, (%rdi,%rax)
sub    $4, %rax
mov    (%rdi,%rax), %rcx
imul  %r11, %rcx
mov    %rcx, (%rdi,%rax)
sub    $4, %rax
jz     loop
```



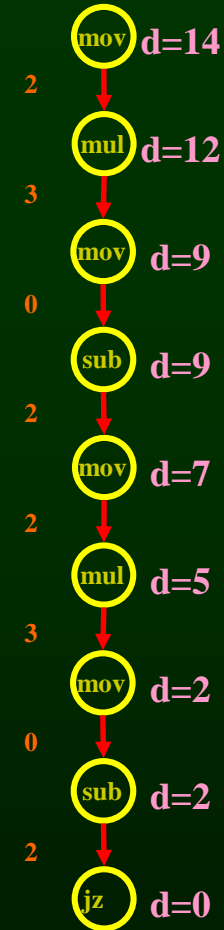
Loop Unrolling

- Rename registers
 - Use different registers in different iterations
- Eliminate unnecessary dependencies
 - again, use more registers to eliminate true, anti and output dependencies
 - eliminate dependent-chains of calculations when possible

Loop Example

loop:

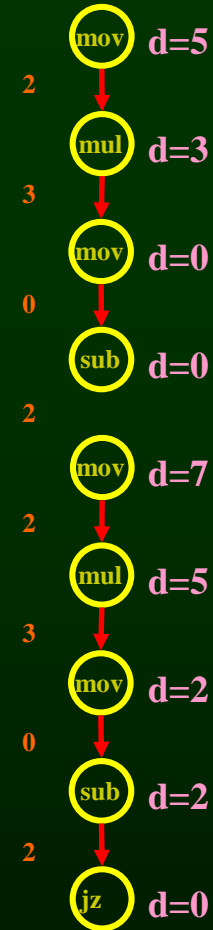
```
mov    (%rdi,%rax), %r10
imul   %r11, %r10
mov    %r10, (%rdi,%rax)
sub    $4, %rax
mov    (%rdi,%rax), %rcx
imul   %r11, %rcx
mov    %rcx, (%rdi,%rax)
sub    $4, %rax
jz     loop
```



Loop Example

loop:

```
mov    (%rdi,%rax), %r10
imul  %r11, %r10
mov    %r10, (%rdi,%rax)
sub    $8, %rax
mov    (%rdi,%rbx), %rcx
imul  %r11, %rcx
mov    %rcx, (%rdi,%rbx)
sub    $8, %rbx
jz     loop
```



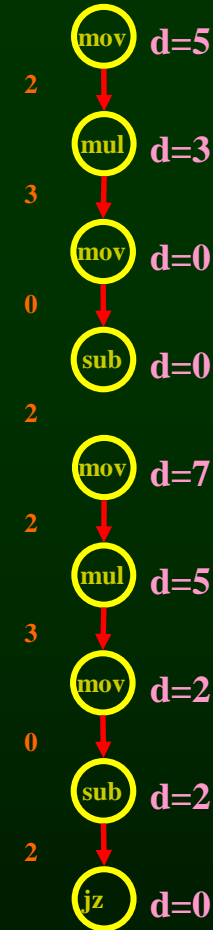
Loop Example

loop:

```

mov    (%rdi,%rax), %r10
imul  %r11, %r10
mov    %r10, (%rdi,%rax)
sub    $8, %rax
mov    (%rdi,%rbx), %rcx
imul  %r11, %rcx
mov    %rcx, (%rdi,%rbx)
sub    $8, %rbx
jz     loop
    
```

- Schedule (4.5 cycles per iteration)



mov		mov			mov		mov			
	mov		mov			mov		mov		
		imul		imul			jz			
			imul		imul			jz		
				imul		imul				
					sub		sub			
						sub		sub		

Outline

- Scheduling for loops
- Loop unrolling
- **Software pipelining**
- Interaction with register allocation
- Hardware vs. Compiler
- loop invariant code motion
- Induction Variable Recognition

Software Pipelining

- Try to overlap multiple iterations so that the slots will be filled
- Find the steady-state window so that:
 - all the instructions of the loop body is executed
 - but from different iterations

Loop Example

- Assembly Code

```
loop:  
    mov    (%rdi,%rax), %r10  
    imul  %r11, %r10  
    mov    %r10, (%rdi,%rax)  
    sub   $4, %rax  
    jz    loop
```

- Schedule

mov					mov							
	mov					mov						
		mul					jz					
			mul					jz				
				mul								
					sub							
						sub						

Loop Example

- Assembly Code

```

loop:
    mov    (%rdi,%rax), %r10
    imul  %r11, %r10
    mov   %r10, (%rdi,%rax)
    sub   $4, %rax
    jz    loop
    
```

- Schedule

mov		mov1			mov		mov1					
	mov		mov1			mov		mov1				
		mul		mul1			jz		jz1			
			mul		mul1			jz		jz1		
				mul		mul1						
					sub		sub1					
						sub		sub1				

Loop Example

- Assembly Code

```

loop:
    mov    (%rdi,%rax), %r10
    imul  %r11, %r10
    mov    %r10, (%rdi,%rax)
    sub   $4, %rax
    jz    loop
    
```

- Schedule

mov		mov1		mov2	mov		mov1		mov2			
	mov		mov1		mov2	mov		mov1		mov2		
		mul		mul1		mul2	jz		jz1		jz2	
			mul		mul1		mul2	jz		jz1		jz2
				mul		mul1		mul2				
					sub		sub1		sub2			
						sub		sub1		sub2		

Loop Example

- Assembly Code

```

loop:
    mov    (%rdi,%rax), %r10
    imul  %r11, %r10
    mov    %r10, (%rdi,%rax)
    sub   $4, %rax
    jz    loop
    
```

- Schedule

mov		mov1		mov2	mov	mov3	mov1		mov2		mov3	
	mov		mov1		mov2	mov	mov3	mov1		mov2		mov3
		mul		mul1		mul2	jz	mul3	jz1		jz2	
			mul		mul1		mul2	jz	mul3	jz1		jz2
				mul		mul1		mul2		mul3		
					sub		sub1		sub2		sub3	
						sub		sub1		sub2		sub3

Loop Example

- Assembly Code

```

loop:
    mov    (%rdi,%rax), %r10
    imul  %r11, %r10
    mov    %r10, (%rdi,%rax)
    sub   $4, %rax
    jz    loop
    
```

- Schedule

mov		mov1		mov2	mov	mov3	mov1	mov4	mov2		mov3	
	mov		mov1		mov2	mov	mov3	mov1	mov4	mov2		mov3
		mul		mul1		mul2	jz	mul3	jz1	mul4	jz2	
			mul		mul1		mul2	jz	mul3	jz1	mul4	jz2
				mul		mul1		mul2		mul3		mul4
					sub		sub1		sub2		sub3	
						sub		sub1		sub2		sub3

Loop Example

- Assembly Code

```

loop:
    mov    (%rdi,%rax), %r10
    imul  %r11, %r10
    mov    %r10, (%rdi,%rax)
    sub   $4, %rax
    jz    loop
    
```

- Schedule

mov		mov1		mov2	mov	mov3	mov1	mov4	mov2	mov5	mov3	
	mov		mov1		mov2	mov	mov3	mov1	mov4	mov2	ld5	mov3
		mul		mul1		mul2	jz	mul3	jz1	mul4	jz2	mul5
			mul		mul1		mul2	jz	mul3	jz1	mul4	jz2
				mul		mul1		mul2		mul3		mul4
					sub		sub1		sub2		sub3	
						sub		sub1		sub2		sub3

Loop Example

- Assembly Code

```

loop:
    mov    (%rdi,%rax), %r10
    imul  %r11, %r10
    mov    %r10, (%rdi,%rax)
    sub   $4, %rax
    jz    loop
    
```

- Schedule

mov		mov1		mov2	mov	mov3	mov1	mov4	mov2	mov5	mov3	mov6
	mov		mov1		mov2	mov	mov3	mov1	mov4	mov2	ld5	mov3
		mul		mul1		mul2	jz	mul3	jz1	mul4	jz2	mul5
			mul		mul1		mul2	jz	mul3	jz1	mul4	jz2
				mul		mul1		mul2		mul3		mul4
					sub		sub1		sub2		sub3	
						sub		sub1		sub2		sub3

Loop Example

- Assembly Code

```

loop:
    mov    (%rdi,%rax), %r10
    imul  %r11, %r10
    mov    %r10, (%rdi,%rax)
    sub   $4, %rax
    jz    loop
    
```

- Schedule

mov		mov1		mov2	mov	mov3	mov1	mov4	mov2	mov5	mov3	mov6
	mov		mov1		mov2	mov	mov3	mov1	mov4	mov2	ld5	mov3
		mul		mul1		mul2	jz	mul3	jz1	mul4	jz2	mul5
			mul		mul1		mul2	jz	mul3	jz1	mul4	jz2
				mul		mul1		mul2		mul3		mul4
					sub		sub1		sub2		sub3	
						sub		sub1		sub2		sub3

Loop Example

- Assembly Code

```
loop:  
    mov    (%rdi,%rax), %r10  
    imul  %r11, %r10  
    mov    %r10, (%rdi,%rax)  
    sub   $4, %rax  
    jz    loop
```

- Schedule (2 cycles per iteration)

mov4	mov2
mov1	mov4
mul3	jz1
jz	mul3
mul2	
	sub2
sub1	

Loop Example

- 4 iterations are overlapped
 - value of `%r11` don't change
 - 4 regs for `(%rdi, %rax)`
 - each addr. incremented by $4*4$
 - 4 regs to keep value `%r10`
 - Same registers can be reused after 4 of these blocks
generate code for 4 blocks,
otherwise need to move

mov4	mov2
mov1	mov4
mul3	jz1
jz	mul3
mul2	
	sub2
sub1	

```
loop:
    mov    (%rdi,%rax), %r10
    imul  %r11, %r10
    mov    %r10, (%rdi,%rax)
    sub   $4, %rax
    jz    loop
```

Software Pipelining

- Optimal use of resources
- Need a lot of registers
 - Values in multiple iterations need to be kept
- Issues in dependencies
 - Executing a store instruction in an iteration before branch instruction is executed for a previous iteration (writing when it should not have)
 - Loads and stores are issued out-of-order (need to figure-out dependencies before doing this)
- Code generation issues
 - Generate pre-amble and post-amble code
 - Multiple blocks so no register copy is needed

Outline

- Scheduling for loops
- Loop unrolling
- Software pipelining
- **Interaction with register allocation**
- **Hardware vs. Compiler**
- **Induction Variable Recognition**
- **loop invariant code motion**

Register Allocation and Instruction Scheduling

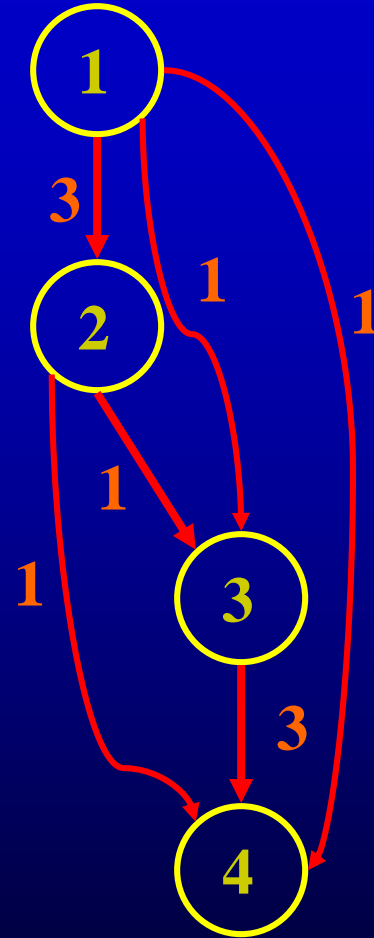
- If register allocation is before instruction scheduling
 - restricts the choices for scheduling

Example

```
1: mov     4(%rbp), %rax
2: add     %rax, %rbx
3: mov     8(%rbp), %rax
4: add     %rax, %rcx
```

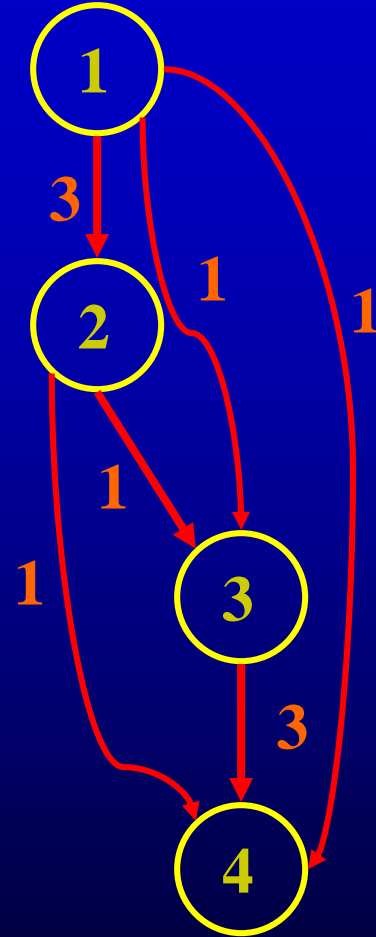
Example

```
1: mov    4(%rbp), %rax
2: add   %rax, %rbx
3: mov   8(%rbp), %rax
4: add   %rax, %rcx
```



Example

1: mov 4(%rbp), %rax
2: add %rax, %rbx
3: mov 8(%rbp), %rax
4: add %rax, %rcx



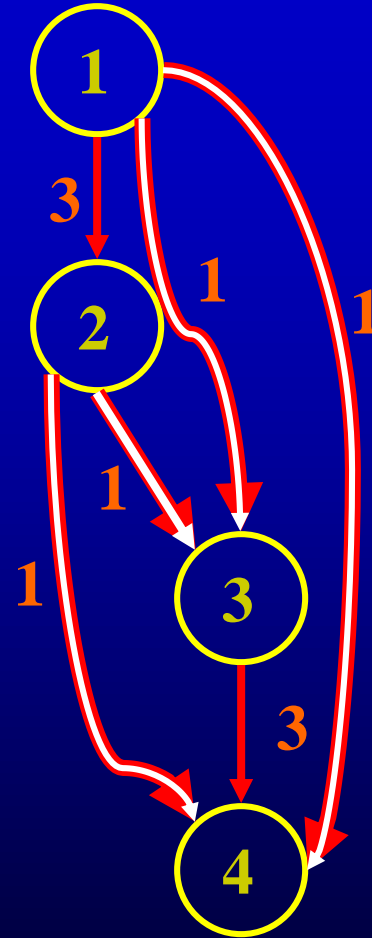
ALUop			2		4
MEM 1	1			3	
MEM 2		1			3

Example

```
1: mov    4(%rbp), %rax
2: add   %rax, %rbx
3: mov    8(%rbp), %rax
4: add   %rax, %rcx
```


Anti-dependence

How about a different register?



Example

```
1: mov    4(%rbp), %rax
2: add   %rax, %rbx
3: mov    8(%rbp), %r10
4: add   %r10, %rcx
```




Anti-dependence

How about a different register?



Example

```
1: mov    4(%rbp), %rax
2: add    %rax, %rbx
3: mov    8(%rbp), %r10
4: add    %r10, %rcx
```



ALUop			2	4
MEM 1	1	3		
MEM 2		1	3	

Register Allocation and Instruction Scheduling

- If register allocation is before instruction scheduling
 - restricts the choices for scheduling

Register Allocation and Instruction Scheduling

- If register allocation is before instruction scheduling
 - restricts the choices for scheduling
- If instruction scheduling before register allocation
 - Register allocation may spill registers
 - Will change the carefully done schedule!!!

Outline

- Scheduling for loops
- Loop unrolling
- Software pipelining
- Interaction with register allocation
- **Hardware vs. Compiler**
- **Induction Variable Recognition**
- **loop invariant code motion**

Out Of Order Hardware Scheduling

- Out of order execution
 - If an instruction stalls, go beyond that and start executing non-dependent instructions
 - Pros:
 - Tolerates unpredictable latencies
 - More information available at runtime than compile time
 - Cons:
 - Exploit parallelism only within instruction window

Register Renaming

- Register renaming
 - If there is an anti or output dependency of a register that stalls the pipeline, use a different hardware register
 - Pros:
 - Avoids anti and output dependencies
 - Cons:
 - Cannot do more complex transformations to eliminate dependencies