

MIT 6.035  
Introduction to Shift-Reduce Parsing

Martin Rinard  
Laboratory for Computer Science  
Massachusetts Institute of Technology

# Orientation

- Specify Syntax Using Context-Free Grammar
  - Nonterminals
  - Terminals
  - Productions
- Given a grammar, Parser Generator produces a parser
  - Starts with input string
  - Produces parse tree

$Expr \rightarrow Expr Op Expr$

$Expr \rightarrow (Expr)$

$Expr \rightarrow - Expr$

$Expr \rightarrow num$

$Op \rightarrow +$

$Op \rightarrow -$

$Op \rightarrow *$

# Today's Lecture

- How generated parser works
- How parser generator produces parser
- Central mechanism
  - Pushdown automaton, which implements
  - Shift-reduce parser

# Pushdown Automata

- Consists of
  - Pushdown stack (can have terminals and nonterminals)
  - Finite state automaton control
- Can do one of three actions (based on state and input):
  - Shift:
    - Shift current input symbol from input onto stack
  - Reduce:
    - If symbols on top of stack match right hand side of some grammar production  $NT \rightarrow \beta$
    - Pop symbols ( $\beta$ ) off of the stack
    - Push left hand side nonterminal (NT) onto stack
  - Accept the input string

# Shift-Reduce Parser Example

Stack

- (1)  $Expr \rightarrow Expr Op Expr$
- (2)  $Expr \rightarrow (Expr)$
- (3)  $Expr \rightarrow - Expr$
- (4)  $Expr \rightarrow num$
- (5)  $Op \rightarrow +$
- (6)  $Op \rightarrow -$
- (7)  $Op \rightarrow *$

Input String

num	*	(	num	+	num	)
-----	---	---	-----	---	-----	---

# Shift-Reduce Parser Example

(1)  $Expr \rightarrow Expr Op Expr$

(2)  $Expr \rightarrow (Expr)$

(3)  $Expr \rightarrow - Expr$

(4)  $Expr \rightarrow num$

(5)  $Op \rightarrow +$

(6)  $Op \rightarrow -$

(7)  $Op \rightarrow *$

num	*	(	num	+	num	)
-----	---	---	-----	---	-----	---

# Shift-Reduce Parser Example

- (1)  $Expr \rightarrow Expr Op Expr$
- (2)  $Expr \rightarrow (Expr)$
- (3)  $Expr \rightarrow - Expr$
- (4)  $Expr \rightarrow num$
- (5)  $Op \rightarrow +$
- (6)  $Op \rightarrow -$
- (7)  $Op \rightarrow *$

num	*	(	num	+	num	)
-----	---	---	-----	---	-----	---

**SHIFT**



# Shift-Reduce Parser Example

- (1)  $Expr \rightarrow Expr Op Expr$
- (2)  $Expr \rightarrow (Expr)$
- (3)  $Expr \rightarrow - Expr$
- (4)  $Expr \rightarrow num$
- (5)  $Op \rightarrow +$
- (6)  $Op \rightarrow -$
- (7)  $Op \rightarrow *$

num

**SHIFT**

*	(	num	+	num	)
---	---	-----	---	-----	---

# Shift-Reduce Parser Example

(1)  $Expr \rightarrow Expr Op Expr$

(2)  $Expr \rightarrow (Expr)$

(3)  $Expr \rightarrow - Expr$

(4)  $Expr \rightarrow num$

(5)  $Op \rightarrow +$

(6)  $Op \rightarrow -$

(7)  $Op \rightarrow *$

num

**REDUCE**

*	(	num	+	num	)
---	---	-----	---	-----	---

# Shift-Reduce Parser Example

- (1)  $Expr \rightarrow Expr Op Expr$
- (2)  $Expr \rightarrow (Expr)$
- (3)  $Expr \rightarrow - Expr$
- (4)  $Expr \rightarrow num$
- (5)  $Op \rightarrow +$
- (6)  $Op \rightarrow -$
- (7)  $Op \rightarrow *$

*Expr*

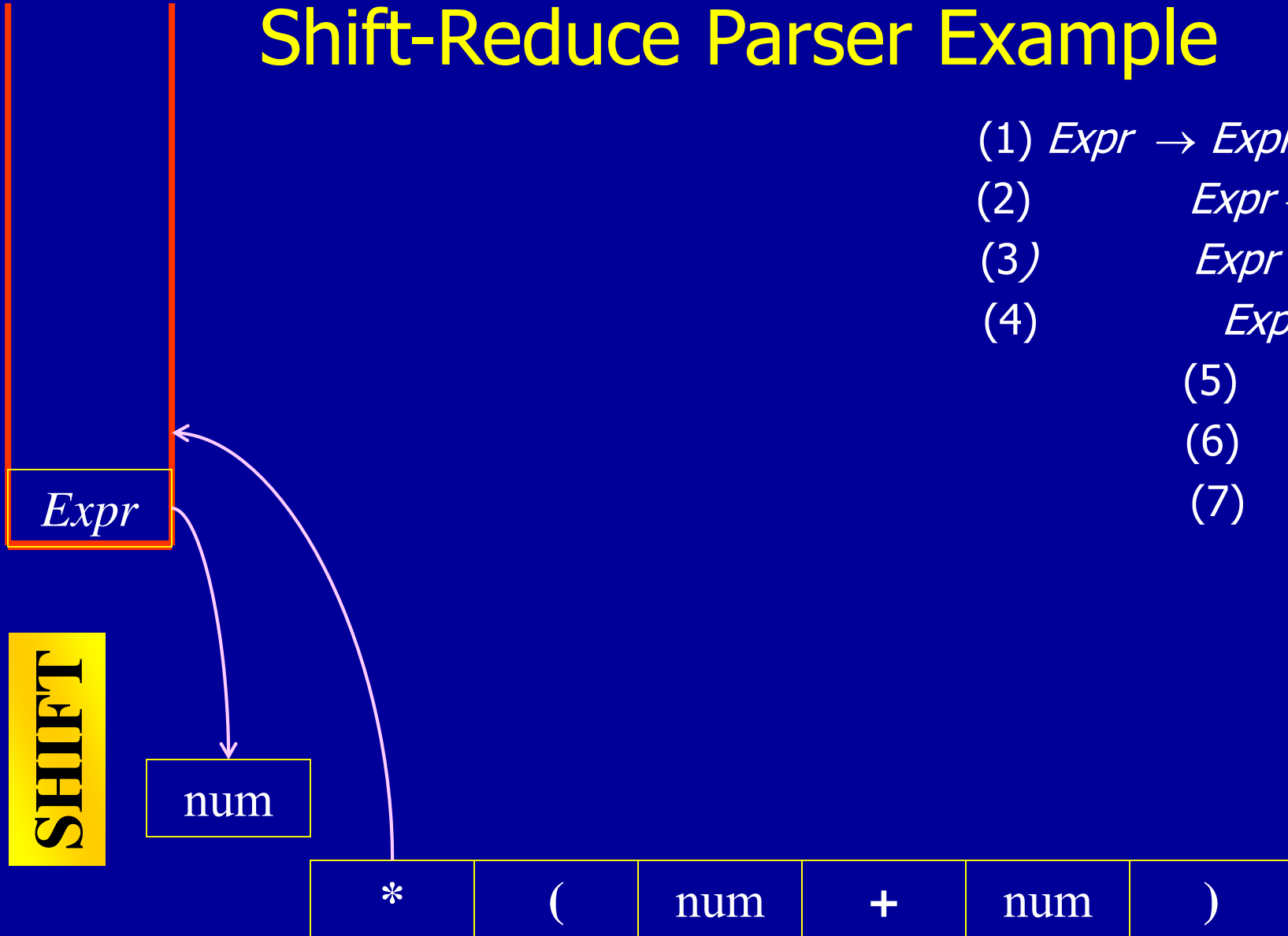
**REDUCE**

num

*	(	num	+	num	)
---	---	-----	---	-----	---

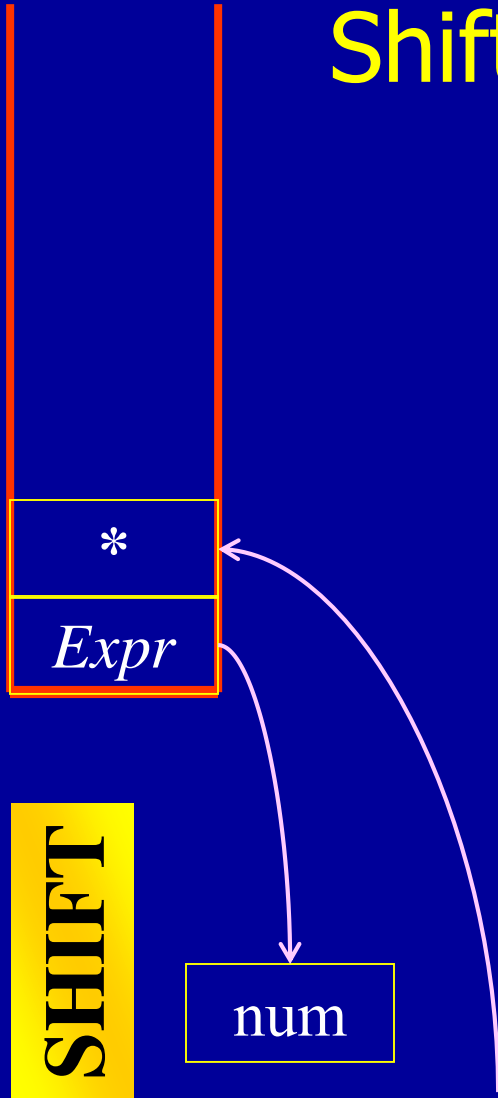
# Shift-Reduce Parser Example

- (1)  $Expr \rightarrow Expr Op Expr$
- (2)  $Expr \rightarrow (Expr)$
- (3)  $Expr \rightarrow - Expr$
- (4)  $Expr \rightarrow num$
- (5)  $Op \rightarrow +$
- (6)  $Op \rightarrow -$
- (7)  $Op \rightarrow *$



# Shift-Reduce Parser Example


- (1)  $Expr \rightarrow Expr Op Expr$
- (2)  $Expr \rightarrow (Expr)$
- (3)  $Expr \rightarrow - Expr$
- (4)  $Expr \rightarrow num$
- (5)  $Op \rightarrow +$
- (6)  $Op \rightarrow -$
- (7)  $Op \rightarrow *$




(	num	+	num	)
---	-----	---	-----	---

# Shift-Reduce Parser Example

- (1)  $Expr \rightarrow Expr Op Expr$
- (2)  $Expr \rightarrow (Expr)$
- (3)  $Expr \rightarrow - Expr$
- (4)  $Expr \rightarrow num$
- (5)  $Op \rightarrow +$
- (6)  $Op \rightarrow -$
- (7)  $Op \rightarrow *$

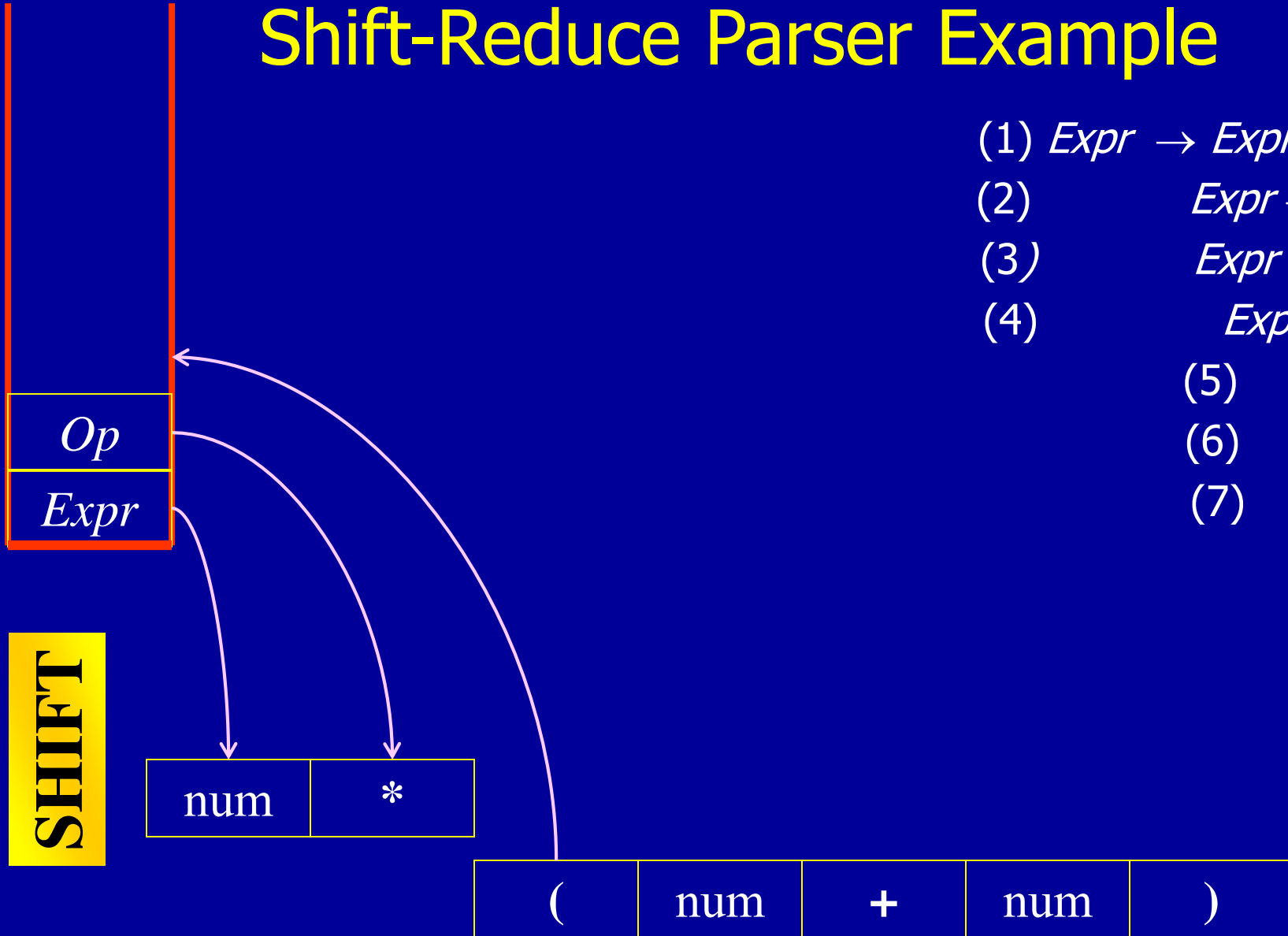


**REDUCE**



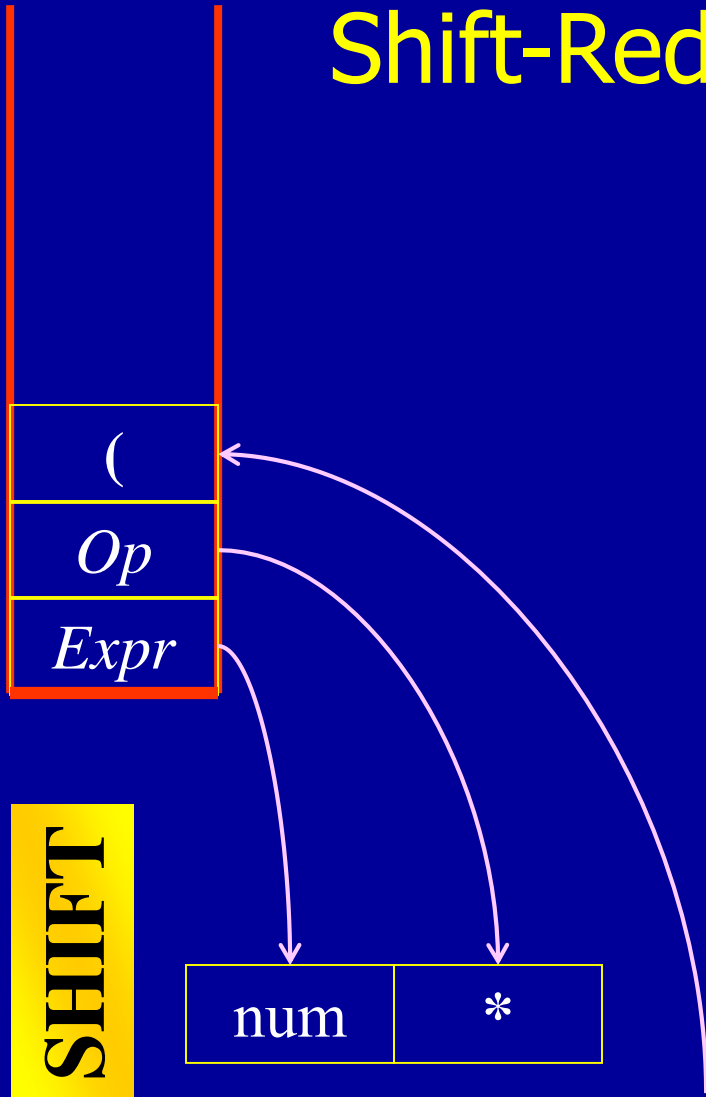
# Shift-Reduce Parser Example

- (1)  $Expr \rightarrow Expr Op Expr$
- (2)  $Expr \rightarrow (Expr)$
- (3)  $Expr \rightarrow - Expr$
- (4)  $Expr \rightarrow num$
- (5)  $Op \rightarrow +$
- (6)  $Op \rightarrow -$
- (7)  $Op \rightarrow *$



# Shift-Reduce Parser Example

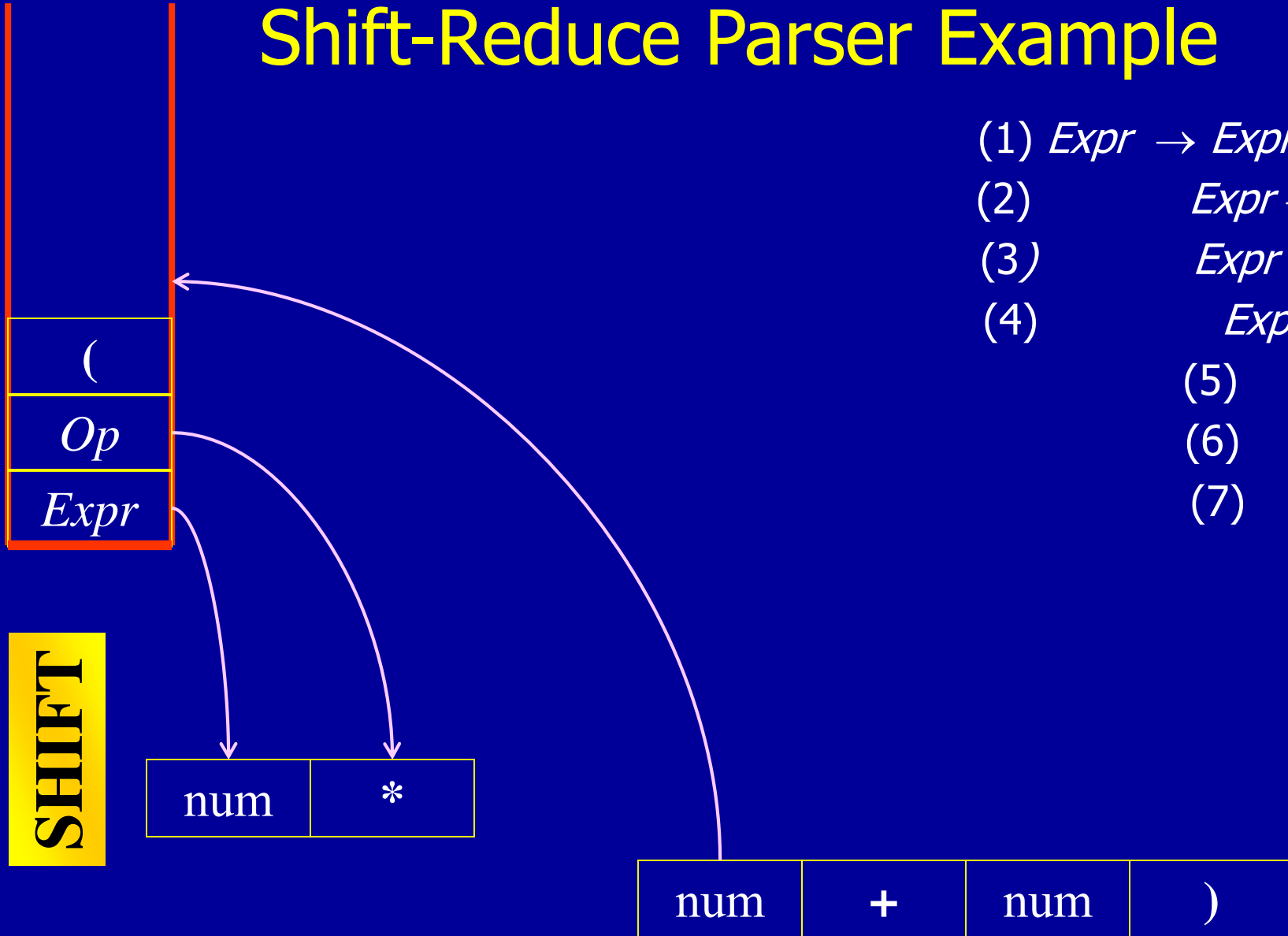
- (1)  $Expr \rightarrow Expr Op Expr$
- (2)  $Expr \rightarrow (Expr)$
- (3)  $Expr \rightarrow - Expr$
- (4)  $Expr \rightarrow num$
- (5)  $Op \rightarrow +$
- (6)  $Op \rightarrow -$
- (7)  $Op \rightarrow *$




num	+	num	)
-----	---	-----	---

# Shift-Reduce Parser Example

- (1)  $Expr \rightarrow Expr Op Expr$
- (2)  $Expr \rightarrow (Expr)$
- (3)  $Expr \rightarrow - Expr$
- (4)  $Expr \rightarrow num$
- (5)  $Op \rightarrow +$
- (6)  $Op \rightarrow -$
- (7)  $Op \rightarrow *$



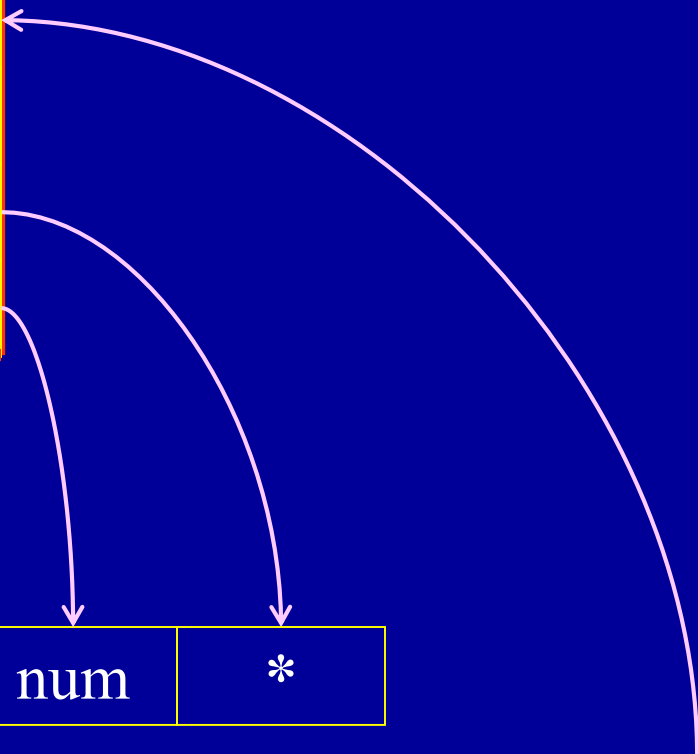
# Shift-Reduce Parser Example



**SHIFT**

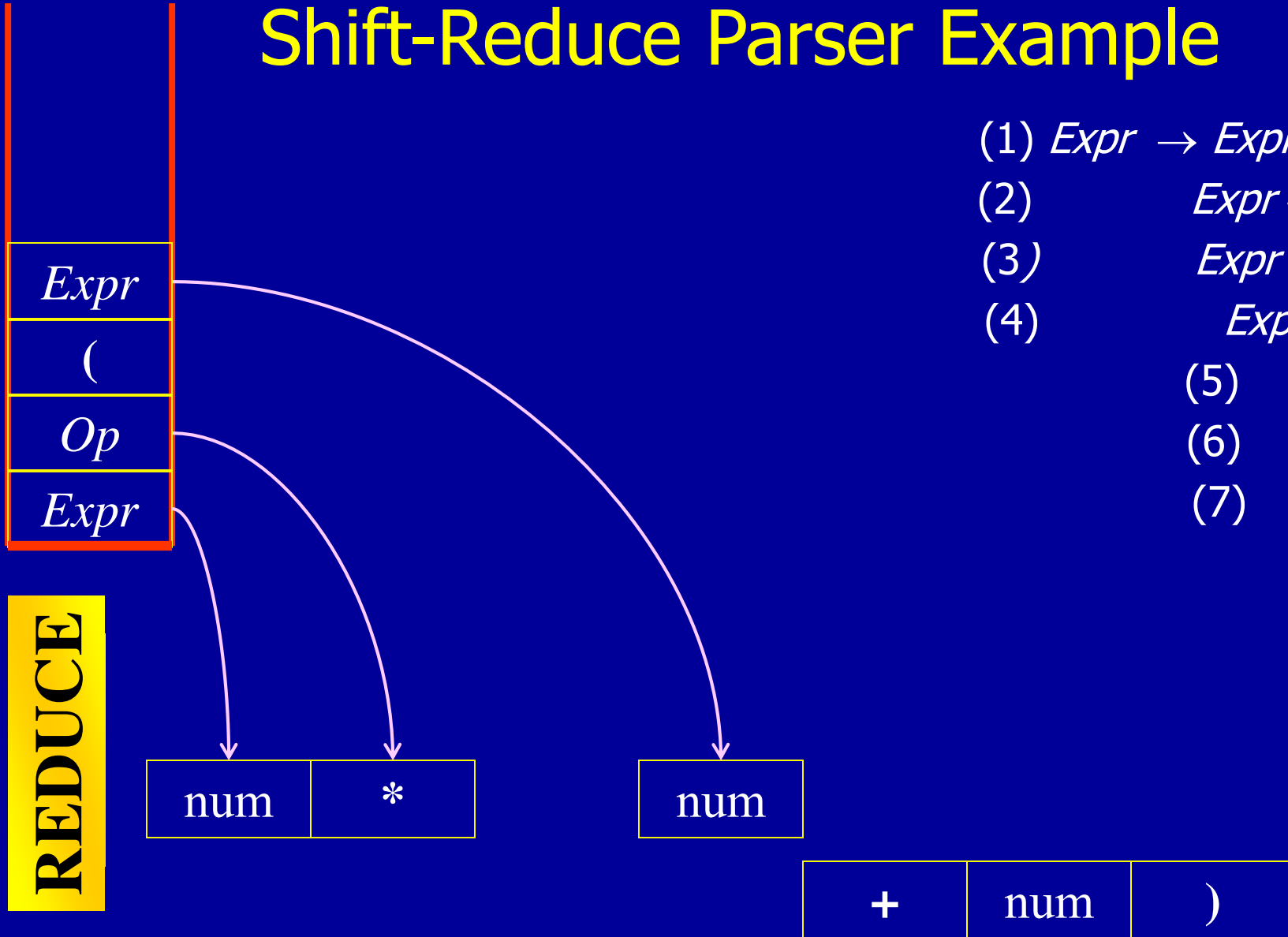


- (1)  $Expr \rightarrow Expr Op Expr$
- (2)  $Expr \rightarrow (Expr)$
- (3)  $Expr \rightarrow - Expr$
- (4)  $Expr \rightarrow num$
- (5)  $Op \rightarrow +$
- (6)  $Op \rightarrow -$
- (7)  $Op \rightarrow *$



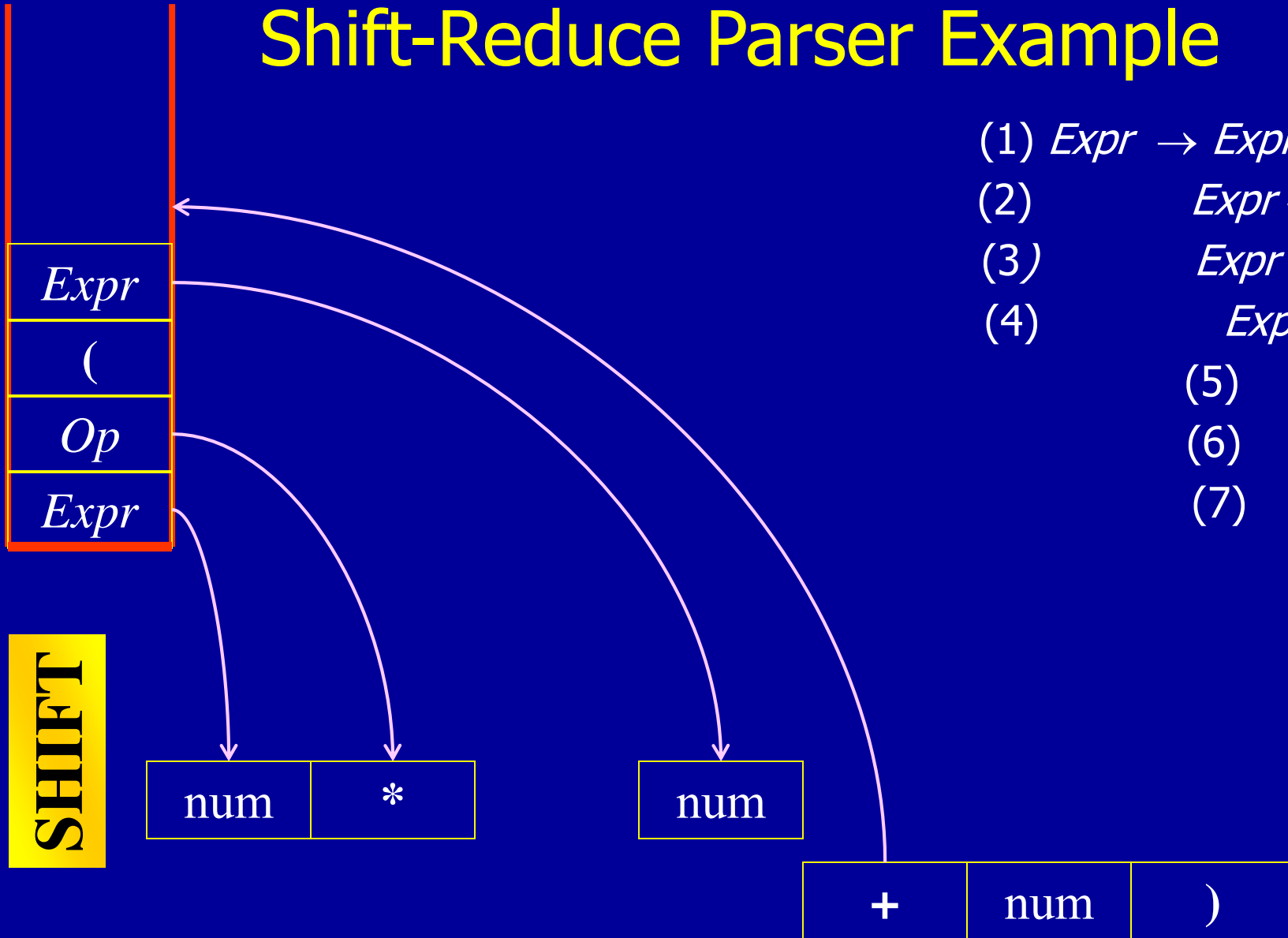
# Shift-Reduce Parser Example

- (1)  $Expr \rightarrow Expr Op Expr$
- (2)  $Expr \rightarrow (Expr)$
- (3)  $Expr \rightarrow - Expr$
- (4)  $Expr \rightarrow num$
- (5)  $Op \rightarrow +$
- (6)  $Op \rightarrow -$
- (7)  $Op \rightarrow *$

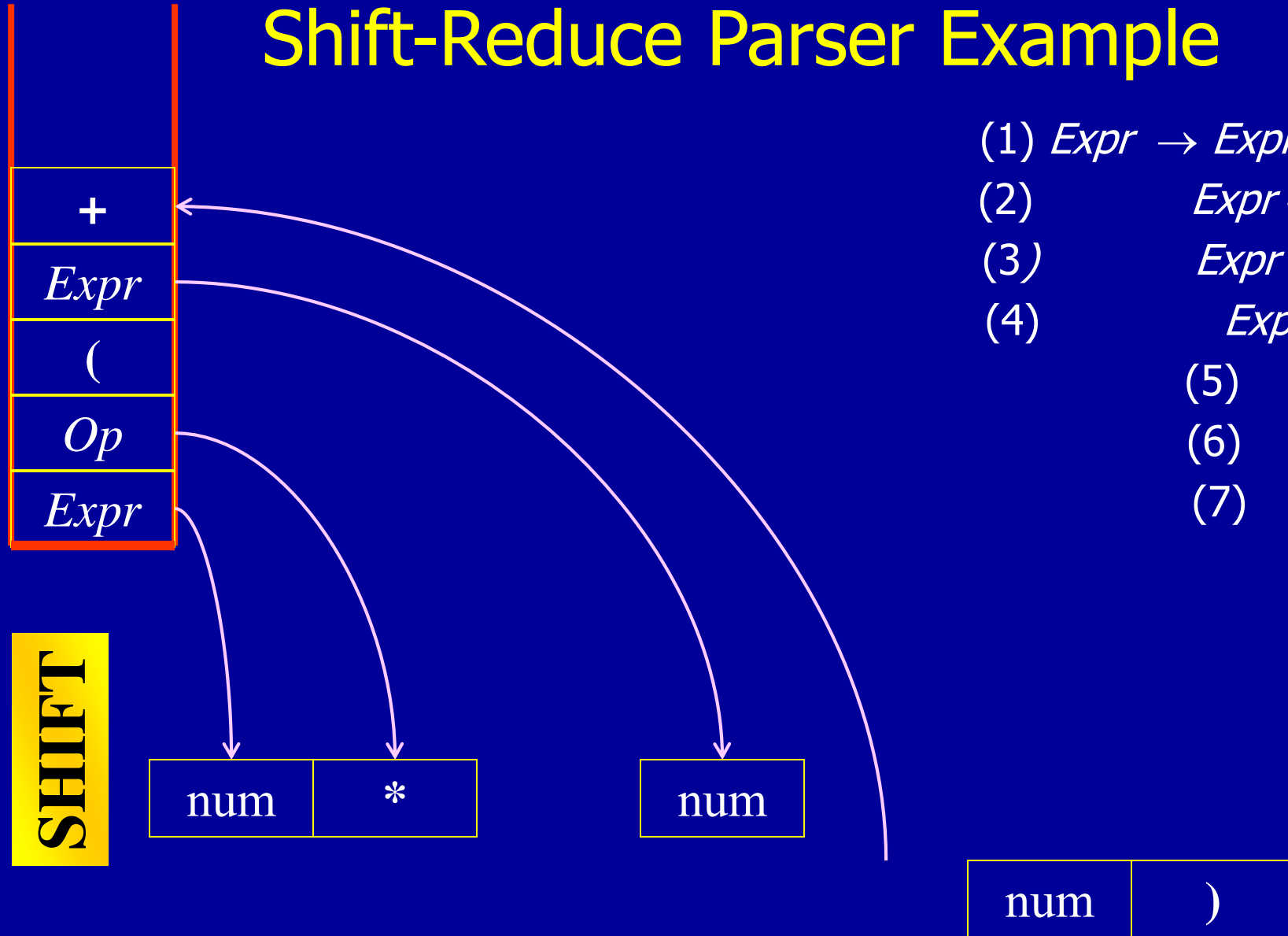


# Shift-Reduce Parser Example

- (1)  $Expr \rightarrow Expr Op Expr$
- (2)  $Expr \rightarrow (Expr)$
- (3)  $Expr \rightarrow - Expr$
- (4)  $Expr \rightarrow num$
- (5)  $Op \rightarrow +$
- (6)  $Op \rightarrow -$
- (7)  $Op \rightarrow *$



# Shift-Reduce Parser Example



(1)  $Expr \rightarrow Expr Op Expr$

(2)  $Expr \rightarrow (Expr)$

(3)  $Expr \rightarrow - Expr$

(4)  $Expr \rightarrow num$

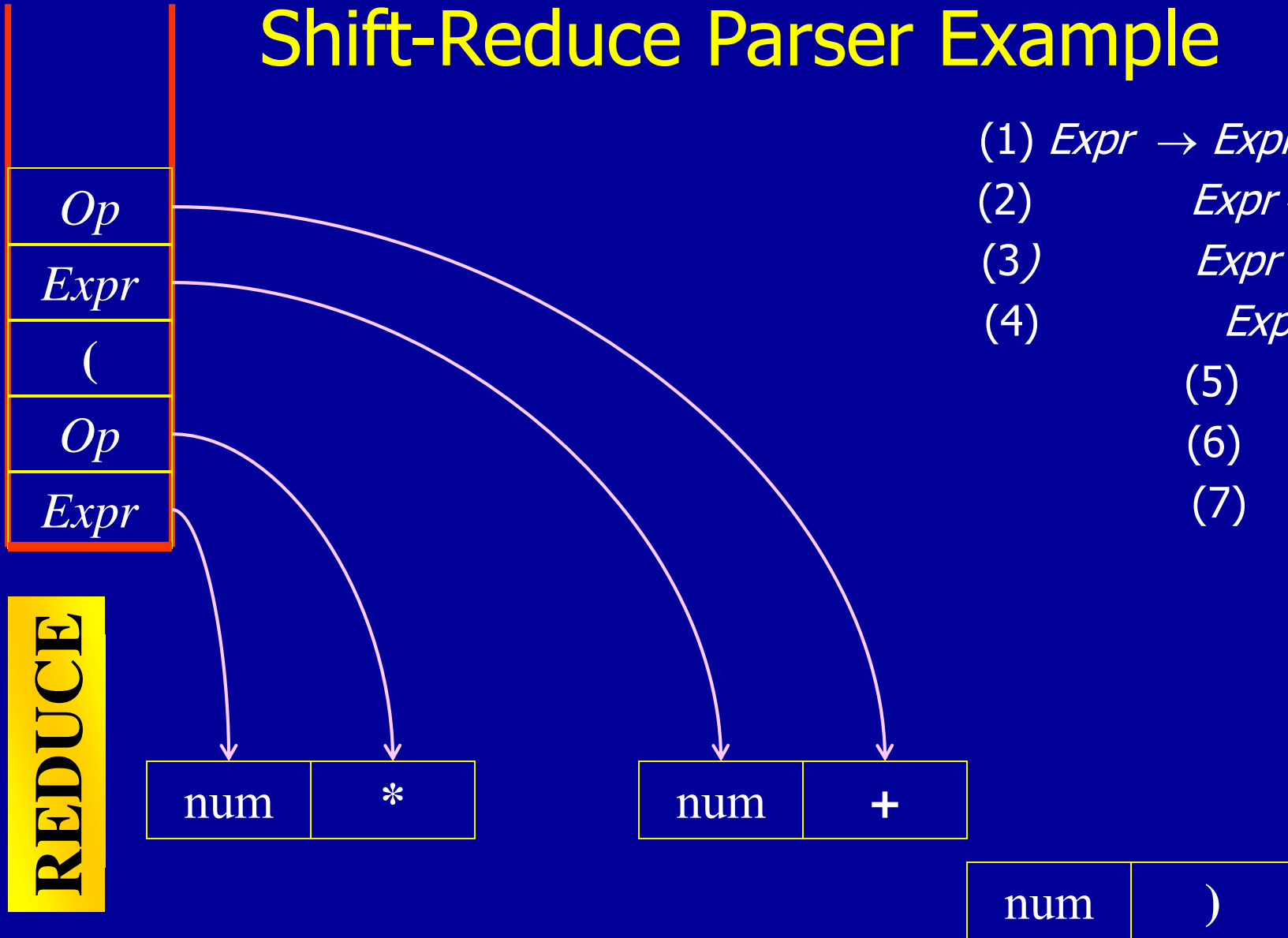
(5)  $Op \rightarrow +$

(6)  $Op \rightarrow -$

(7)  $Op \rightarrow *$

# Shift-Reduce Parser Example

- (1)  $Expr \rightarrow Expr Op Expr$
- (2)  $Expr \rightarrow (Expr)$
- (3)  $Expr \rightarrow - Expr$
- (4)  $Expr \rightarrow num$
- (5)  $Op \rightarrow +$
- (6)  $Op \rightarrow -$
- (7)  $Op \rightarrow *$



# Shift-Reduce Parser Example



**SHIFT**



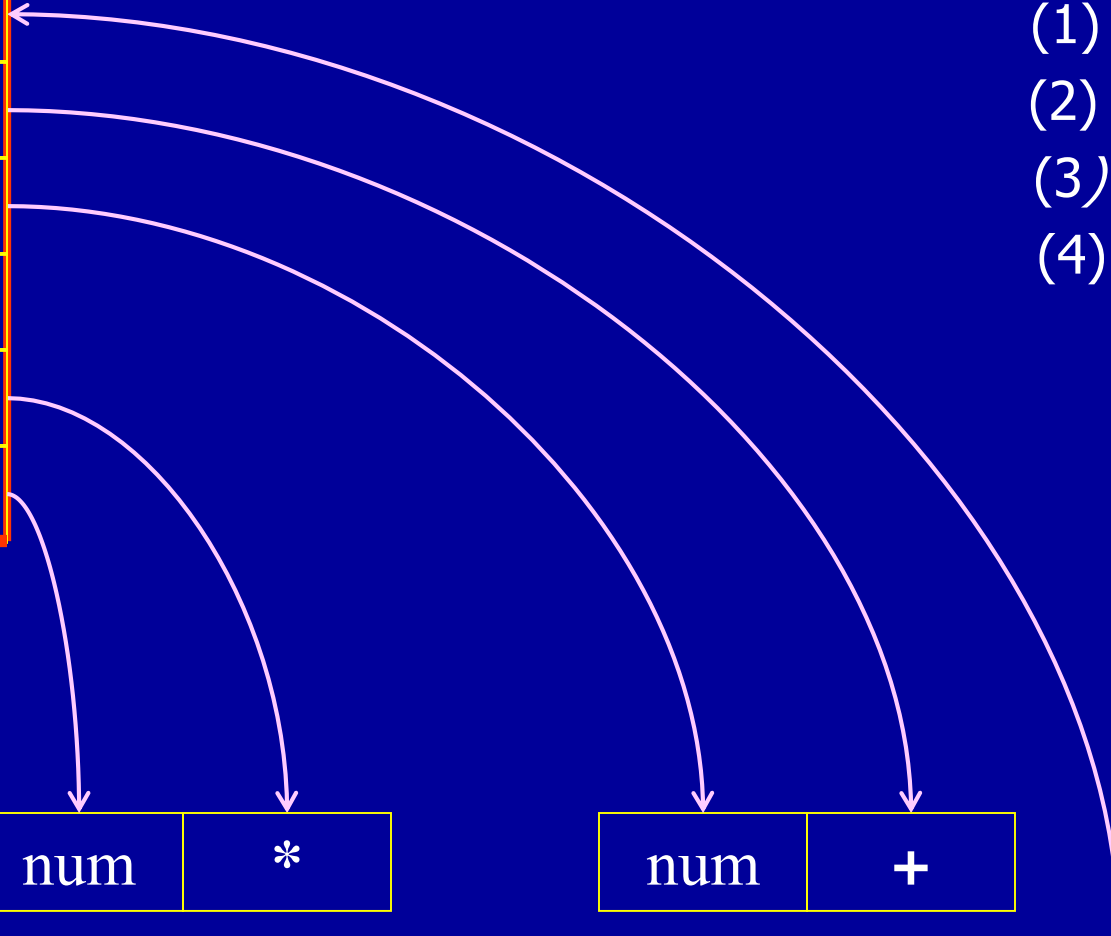
- (1)  $Expr \rightarrow Expr Op Expr$
- (2)  $Expr \rightarrow (Expr)$
- (3)  $Expr \rightarrow - Expr$
- (4)  $Expr \rightarrow num$
- (5)  $Op \rightarrow +$
- (6)  $Op \rightarrow -$
- (7)  $Op \rightarrow *$

# Shift-Reduce Parser Example

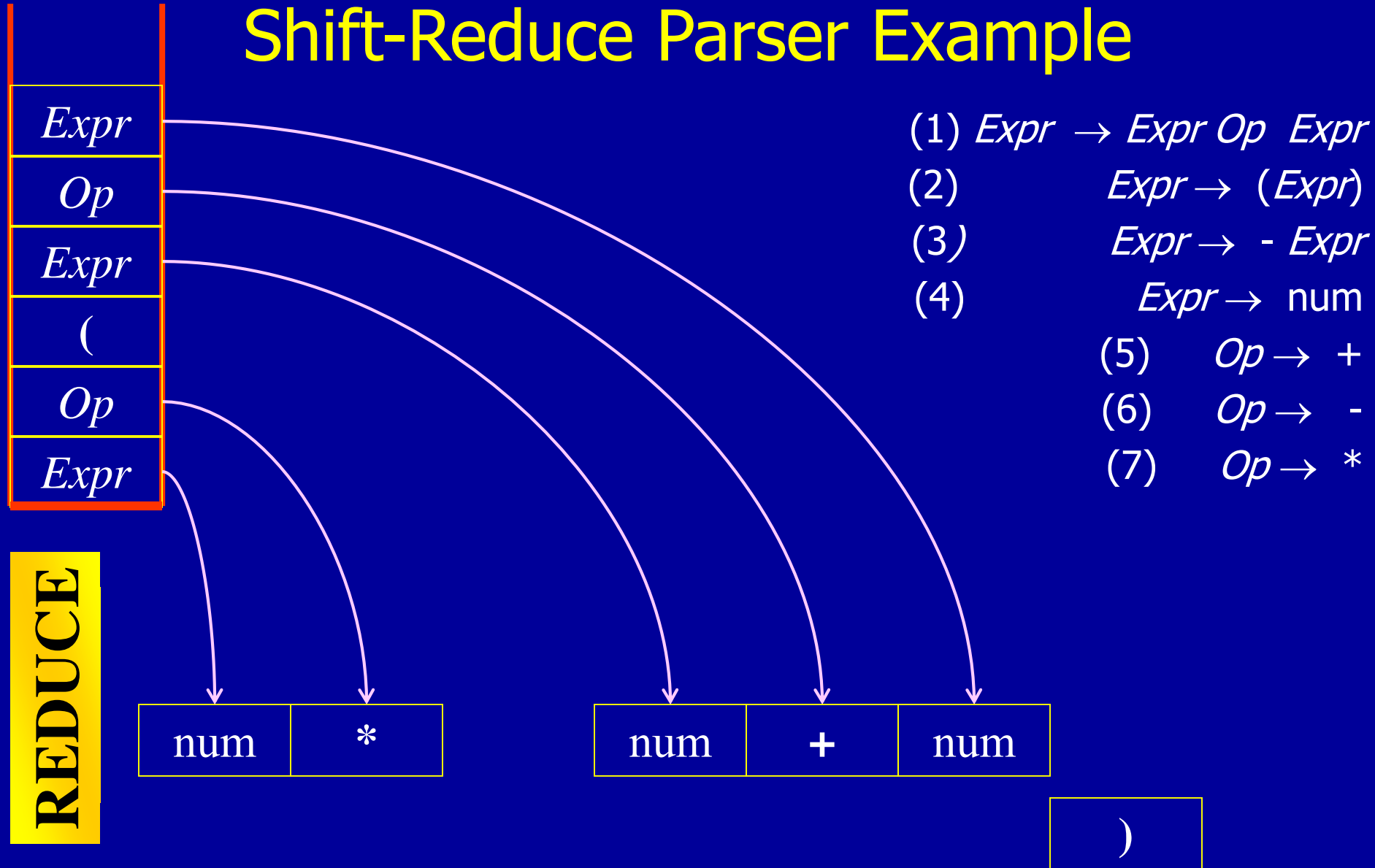


- (1)  $Expr \rightarrow Expr Op Expr$
- (2)  $Expr \rightarrow (Expr)$
- (3)  $Expr \rightarrow - Expr$
- (4)  $Expr \rightarrow num$
- (5)  $Op \rightarrow +$
- (6)  $Op \rightarrow -$
- (7)  $Op \rightarrow *$

**SHIFT**



# Shift-Reduce Parser Example



(1)  $Expr \rightarrow Expr Op Expr$

(2)  $Expr \rightarrow (Expr)$

(3)  $Expr \rightarrow - Expr$

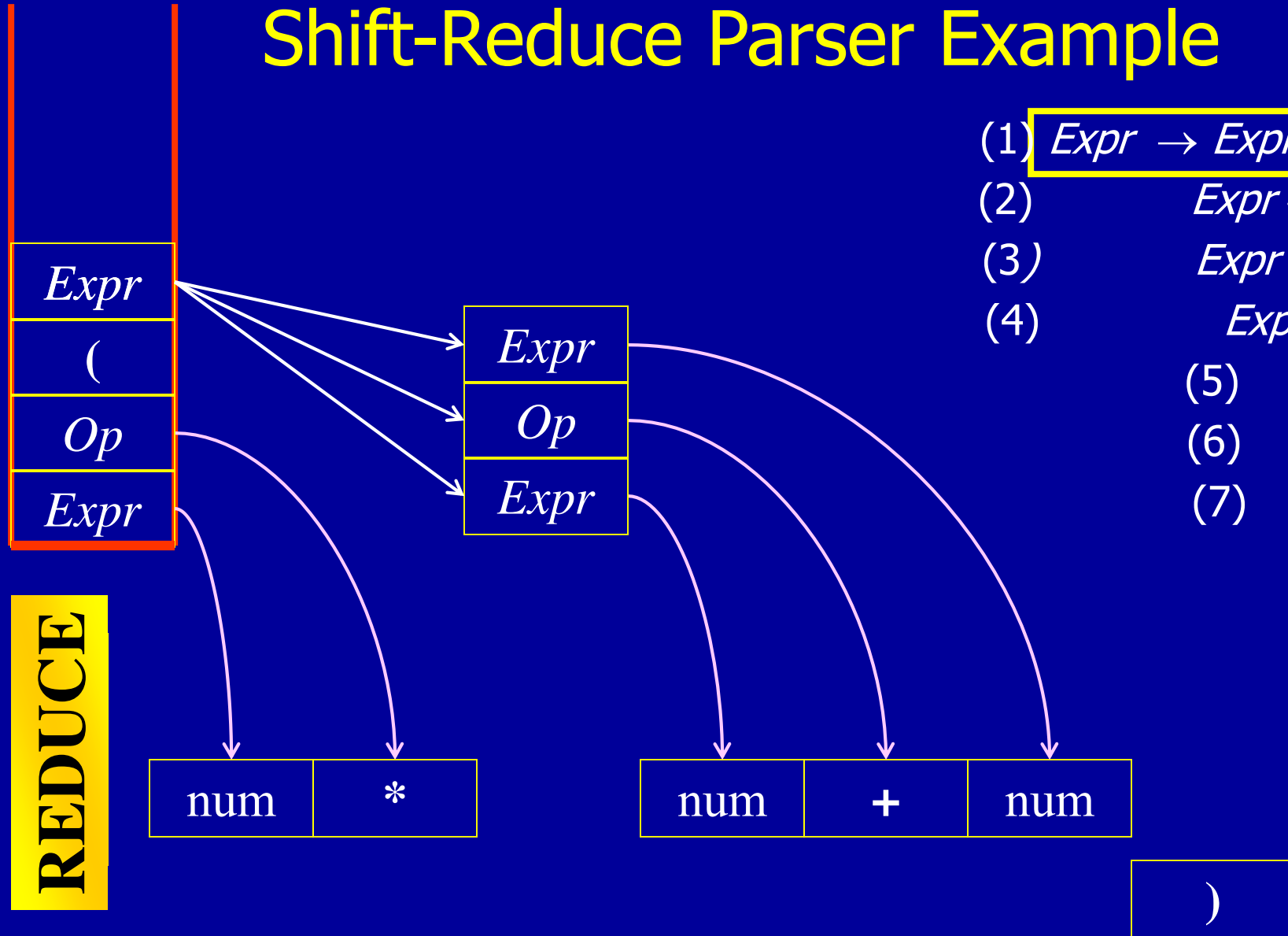
(4)  $Expr \rightarrow num$

(5)  $Op \rightarrow +$

(6)  $Op \rightarrow -$

(7)  $Op \rightarrow *$

# Shift-Reduce Parser Example



(1)  $Expr \rightarrow Expr Op Expr$

(2)  $Expr \rightarrow (Expr)$

(3)  $Expr \rightarrow - Expr$

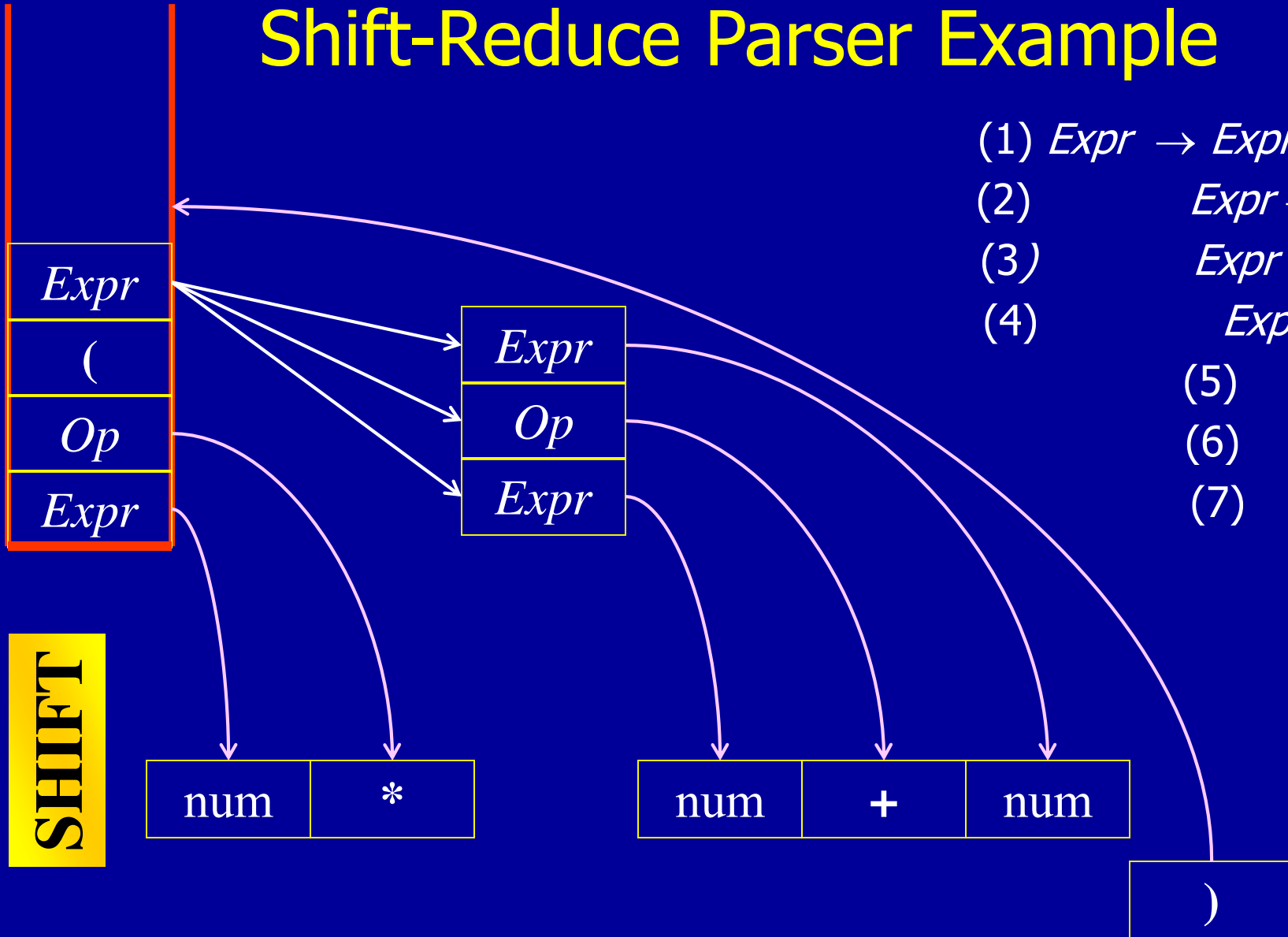
(4)  $Expr \rightarrow num$

(5)  $Op \rightarrow +$

(6)  $Op \rightarrow -$

(7)  $Op \rightarrow *$

# Shift-Reduce Parser Example



(1)  $Expr \rightarrow Expr Op Expr$

(2)  $Expr \rightarrow (Expr)$

(3)  $Expr \rightarrow - Expr$

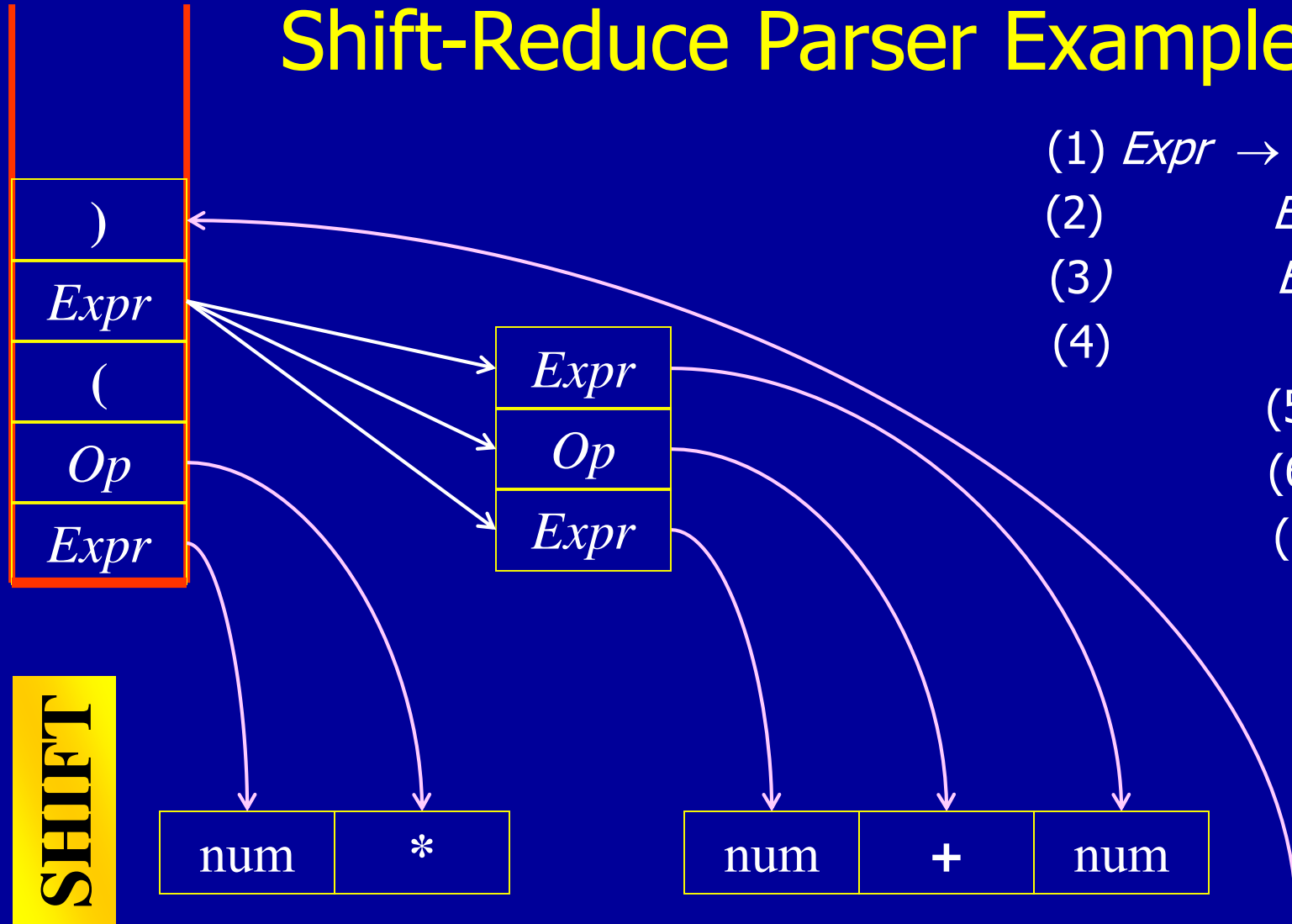
(4)  $Expr \rightarrow num$

(5)  $Op \rightarrow +$

(6)  $Op \rightarrow -$

(7)  $Op \rightarrow *$

# Shift-Reduce Parser Example



(1)  $Expr \rightarrow Expr Op Expr$

(2)  $Expr \rightarrow (Expr)$

(3)  $Expr \rightarrow - Expr$

(4)  $Expr \rightarrow num$

(5)  $Op \rightarrow +$

(6)  $Op \rightarrow -$

(7)  $Op \rightarrow *$

# Shift-Reduce Parser Example

(1)  $Expr \rightarrow Expr Op Expr$

(2)  $Expr \rightarrow (Expr)$

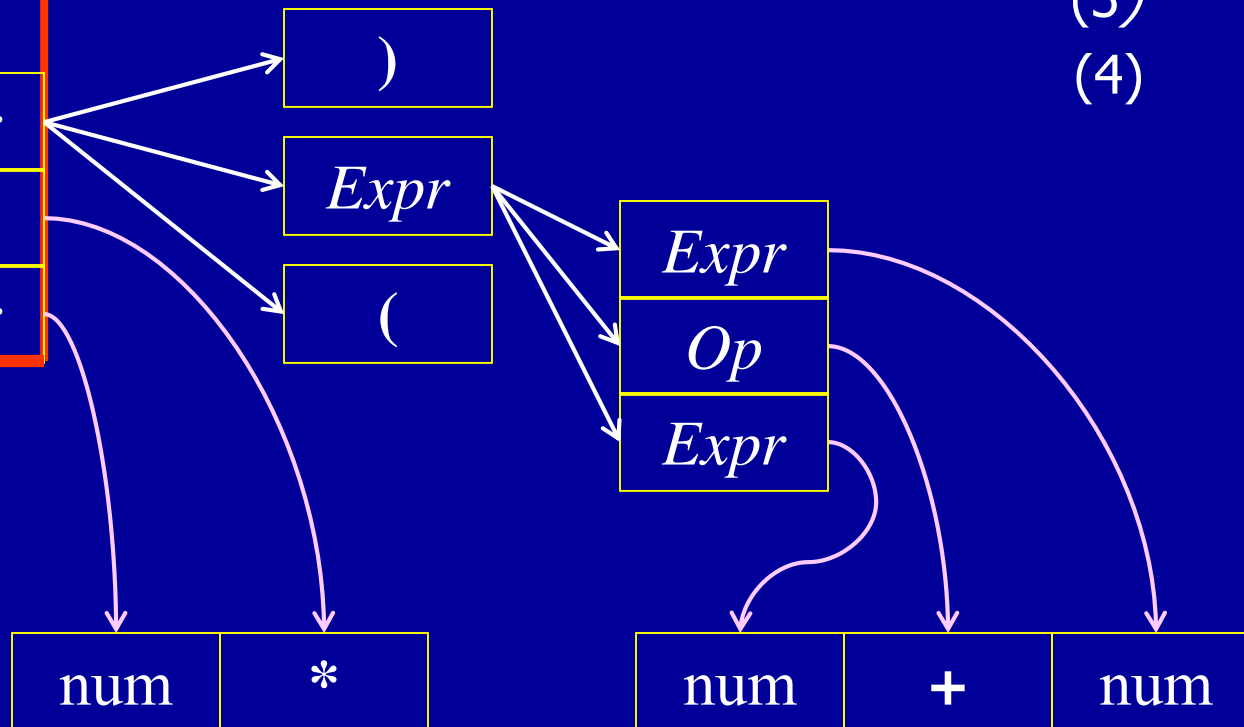
(3)  $Expr \rightarrow - Expr$

(4)  $Expr \rightarrow num$

(5)  $Op \rightarrow +$

(6)  $Op \rightarrow -$

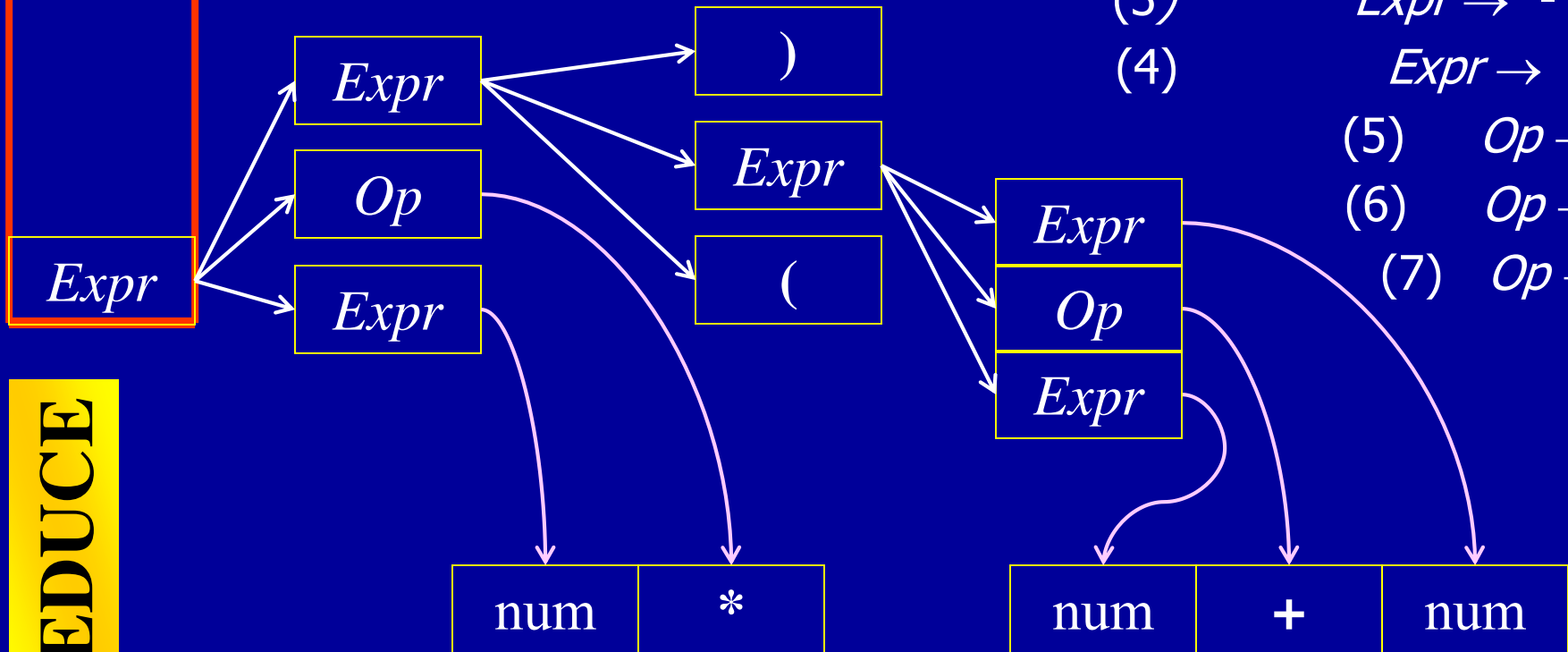
(7)  $Op \rightarrow *$



**REDUCE**

# Shift-Reduce Parser Example

- (1)  $Expr \rightarrow Expr Op Expr$
- (2)  $Expr \rightarrow (Expr)$
- (3)  $Expr \rightarrow - Expr$
- (4)  $Expr \rightarrow num$
- (5)  $Op \rightarrow +$
- (6)  $Op \rightarrow -$
- (7)  $Op \rightarrow *$



**REDUCE**

# Shift-Reduce Parser Example

(1)  $Expr \rightarrow Expr Op Expr$

(2)  $Expr \rightarrow (Expr)$

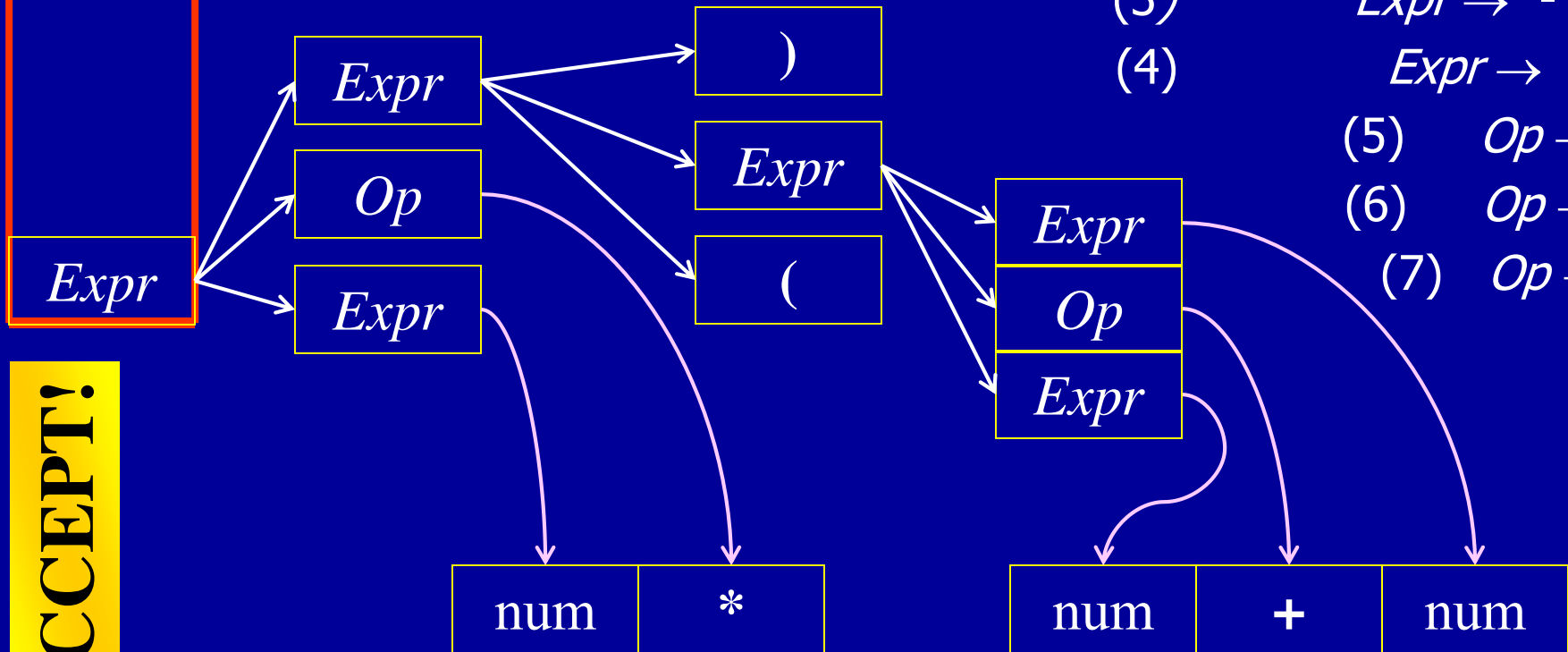
(3)  $Expr \rightarrow - Expr$

(4)  $Expr \rightarrow num$

(5)  $Op \rightarrow +$

(6)  $Op \rightarrow -$

(7)  $Op \rightarrow *$



**ACCEPT!**

# Basic Idea

- Goal: reconstruct parse tree for input string
- Read input from left to right
- Build tree in a bottom-up fashion
- Use stack to hold pending sequences of terminals and nonterminals

# Potential Conflicts

- Reduce/Reduce Conflict
  - Top of the stack may match RHS of multiple productions
  - Which production to use in the reduction?
- Shift/Reduce Conflict
  - Stack may match RHS of production
  - But that may not be the right match
  - May need to shift an input and later find a different reduction

# Conflicts

## •Original Grammar

$Expr \rightarrow Expr Op Expr$

$Expr \rightarrow (Expr)$

$Expr \rightarrow - Expr$

$Expr \rightarrow num$

$Op \rightarrow +$

$Op \rightarrow -$

$Op \rightarrow *$

## •New Grammar

$Expr \rightarrow Expr Op Expr$

$Expr \rightarrow Expr - Expr$

$Expr \rightarrow (Expr)$

$Expr \rightarrow Expr -$

$Expr \rightarrow num$

$Op \rightarrow +$

$Op \rightarrow -$

$Op \rightarrow *$


# Conflicts

- (1)  $Expr \rightarrow Expr Op Expr$
- (2)  $Expr \rightarrow Expr - Expr$
- (3)  $Expr \rightarrow (Expr)$
- (4)  $Expr \rightarrow Expr -$
- (5)  $Expr \rightarrow num$
- (6)  $Op \rightarrow +$
- (7)  $Op \rightarrow -$
- (8)  $Op \rightarrow *$



num	-	num
-----	---	-----

# Conflicts

- (1)  $Expr \rightarrow Expr Op Expr$
- (2)  $Expr \rightarrow Expr - Expr$
- (3)  $Expr \rightarrow (Expr)$
- (4)  $Expr \rightarrow Expr -$
- (5)  $Expr \rightarrow num$
- (6)  $Op \rightarrow +$
- (7)  $Op \rightarrow -$
- (8)  $Op \rightarrow *$




SHIFT




# Conflicts

- (1)  $Expr \rightarrow Expr Op Expr$
- (2)  $Expr \rightarrow Expr - Expr$
- (3)  $Expr \rightarrow (Expr)$
- (4)  $Expr \rightarrow Expr -$
- (5)  $Expr \rightarrow num$
- (6)  $Op \rightarrow +$
- (7)  $Op \rightarrow -$
- (8)  $Op \rightarrow *$




SHIFT




# Conflicts

- (1)  $Expr \rightarrow Expr Op Expr$
- (2)  $Expr \rightarrow Expr - Expr$
- (3)  $Expr \rightarrow (Expr)$
- (4)  $Expr \rightarrow Expr -$
- (5)  $Expr \rightarrow num$
- (6)  $Op \rightarrow +$
- (7)  $Op \rightarrow -$
- (8)  $Op \rightarrow *$

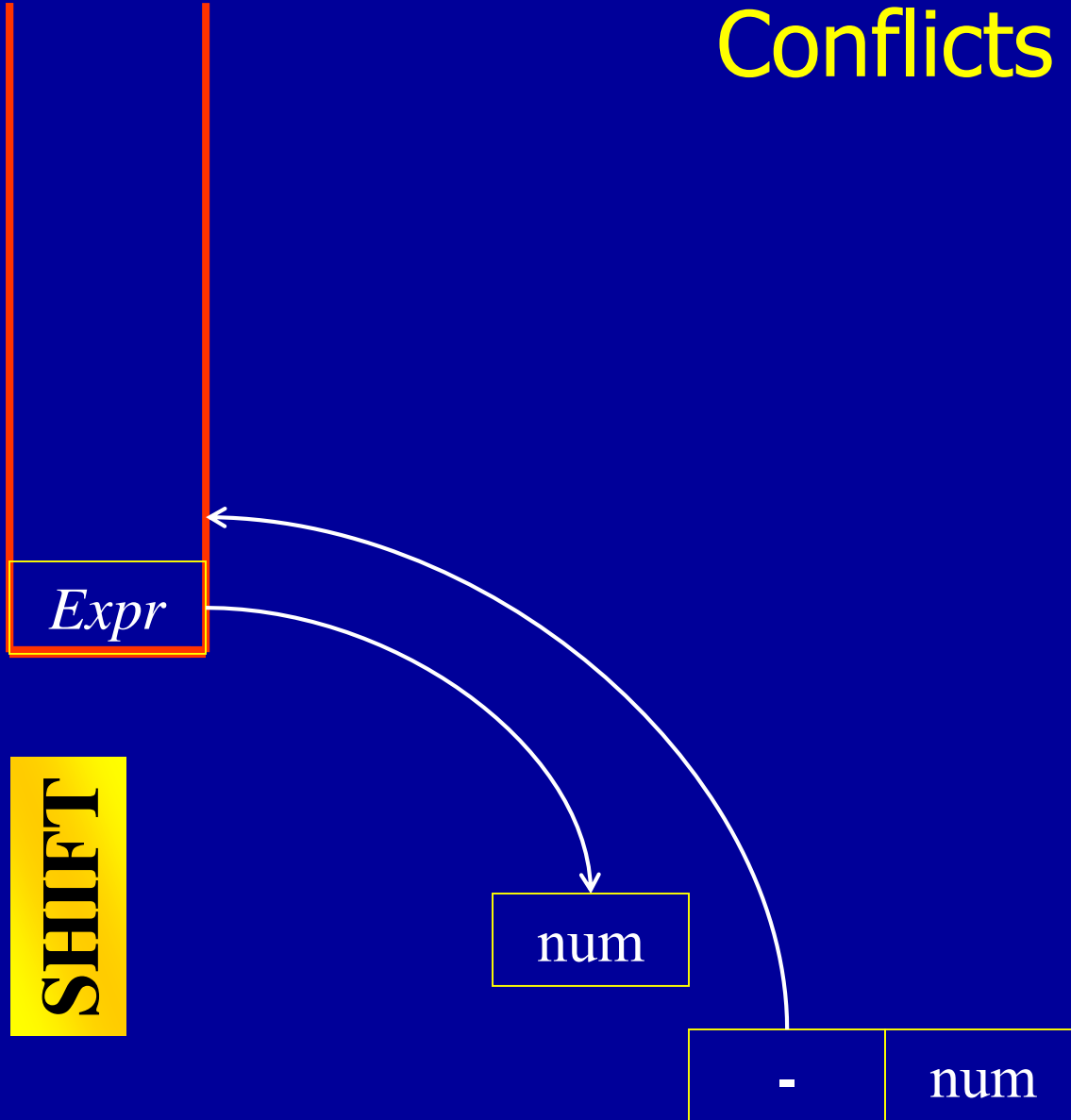


**REDUCE**



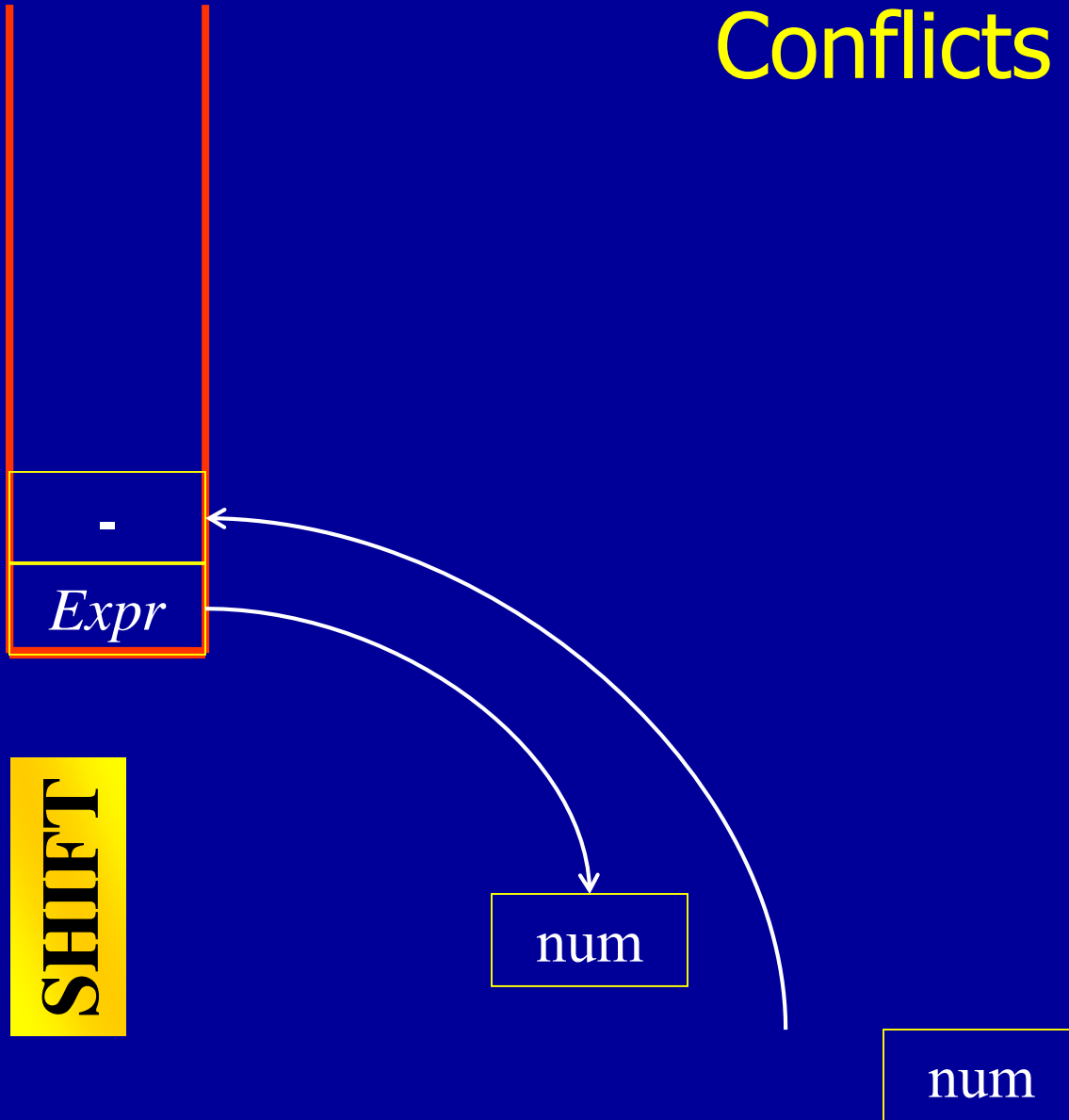
# Conflicts

- (1)  $Expr \rightarrow Expr Op Expr$
- (2)  $Expr \rightarrow Expr - Expr$
- (3)  $Expr \rightarrow (Expr)$
- (4)  $Expr \rightarrow Expr -$
- (5)  $Expr \rightarrow num$
- (6)  $Op \rightarrow +$
- (7)  $Op \rightarrow -$
- (8)  $Op \rightarrow *$



# Conflicts

- (1)  $Expr \rightarrow Expr Op Expr$
- (2)  $Expr \rightarrow Expr - Expr$
- (3)  $Expr \rightarrow (Expr)$
- (4)  $Expr \rightarrow Expr -$
- (5)  $Expr \rightarrow num$
- (6)  $Op \rightarrow +$
- (7)  $Op \rightarrow -$
- (8)  $Op \rightarrow *$



# Shift/Reduce/Reduce Conflict

Options:

Reduce

Reduce

Shift

(1)  $Expr \rightarrow Expr Op Expr$

(2)  $Expr \rightarrow Expr - Expr$

(3)  $Expr \rightarrow (Expr)$


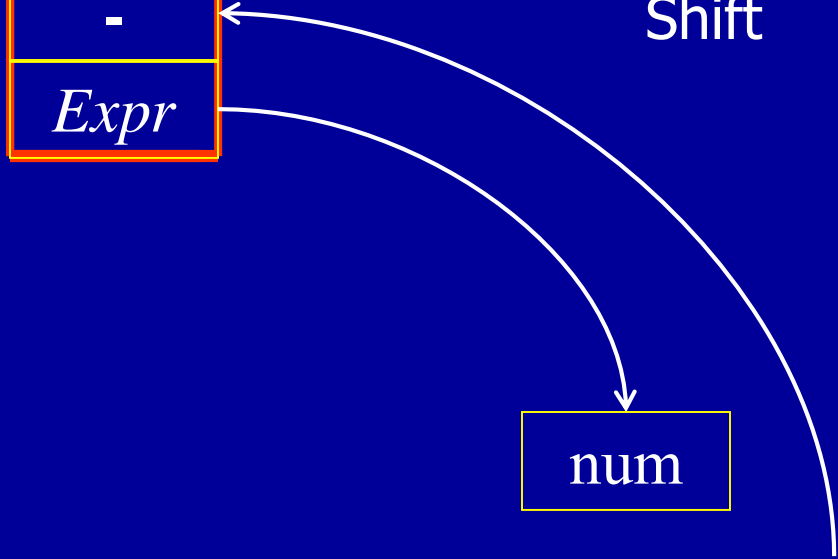

(4)  $Expr \rightarrow Expr -$

(5)  $Expr \rightarrow num$

(6)  $Op \rightarrow +$

(7)  $Op \rightarrow -$

(8)  $Op \rightarrow *$



# Shift/Reduce/Reduce Conflict

What Happens if  
Choose

Reduce

(1)  $Expr \rightarrow Expr Op Expr$

(2)  $Expr \rightarrow Expr - Expr$

(3)  $Expr \rightarrow (Expr)$


(4)  $Expr \rightarrow Expr -$

(5)  $Expr \rightarrow num$

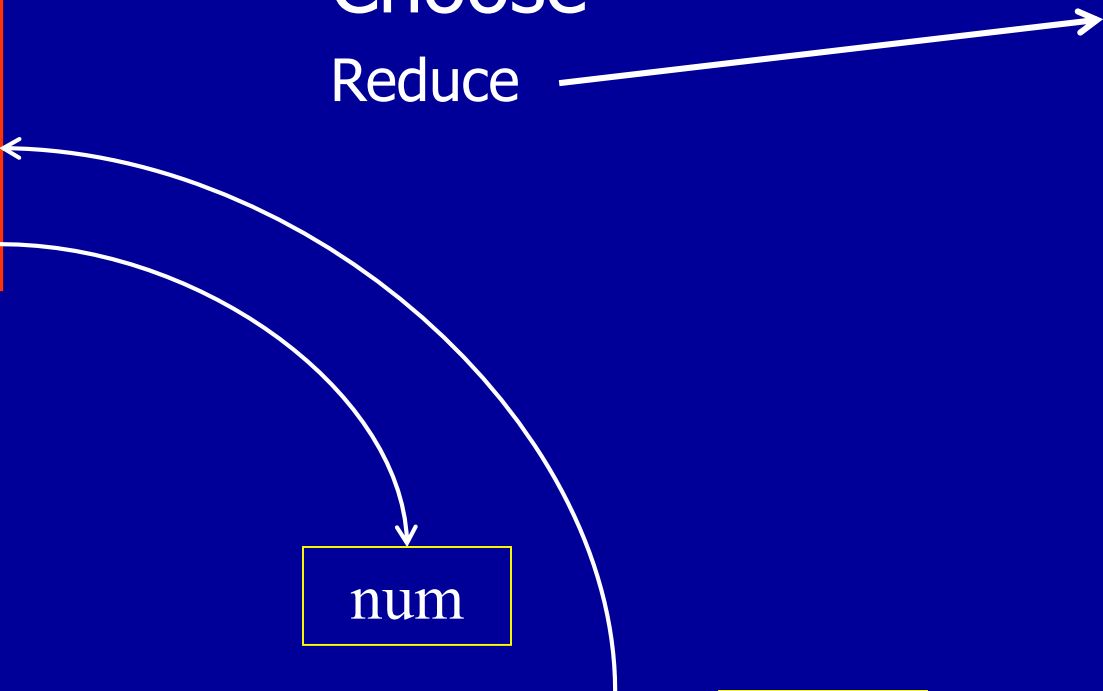
(6)  $Op \rightarrow +$

(7)  $Op \rightarrow -$

(8)  $Op \rightarrow *$



**REDUCE**



# Shift/Reduce/Reduce Conflict

What Happens if  
Choose  
Reduce

- (1)  $Expr \rightarrow Expr Op Expr$
- (2)  $Expr \rightarrow Expr - Expr$
- (3)  $Expr \rightarrow (Expr)$
- (4)  $Expr \rightarrow Expr -$
- (5)  $Expr \rightarrow num$
- (6)  $Op \rightarrow +$
- (7)  $Op \rightarrow -$
- (8)  $Op \rightarrow *$

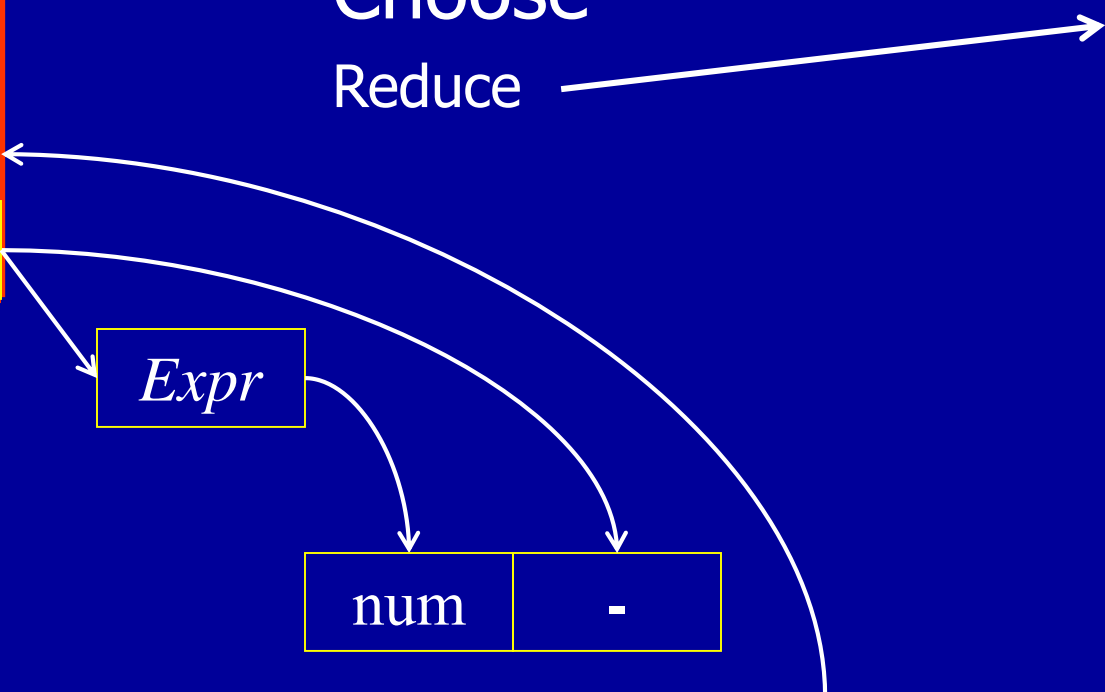
*Expr*

*Expr*

num	-
-----	---

num

SHIFT



# Shift/Reduce/Reduce Conflict

What Happens if  
Choose

Reduce

(1)  $Expr \rightarrow Expr Op Expr$

(2)  $Expr \rightarrow Expr - Expr$

(3)  $Expr \rightarrow (Expr)$

(4)  $Expr \rightarrow Expr -$

(5)  $Expr \rightarrow num$

(6)  $Op \rightarrow +$

(7)  $Op \rightarrow -$

(8)  $Op \rightarrow *$

num

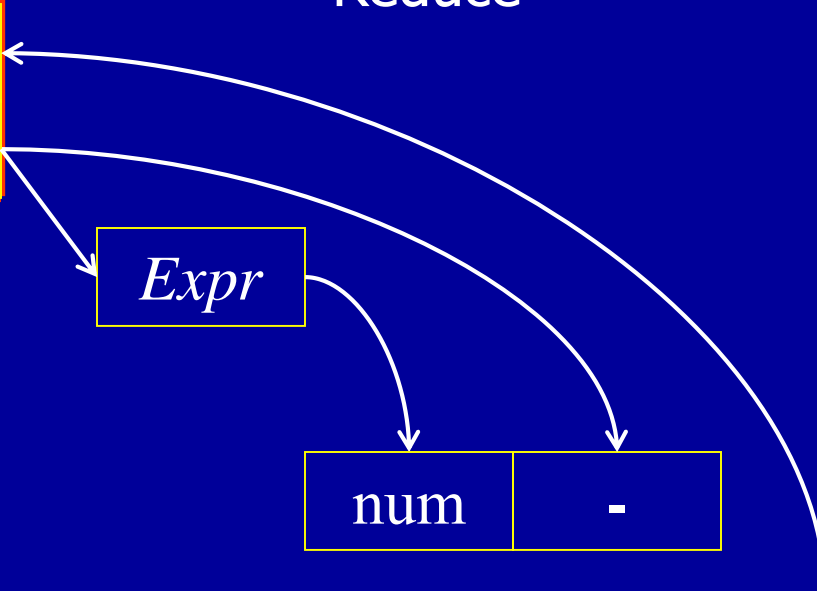
*Expr*

*Expr*

num

-

SHIFT



# Shift/Reduce/Reduce Conflict

What Happens if  
Choose  
Reduce

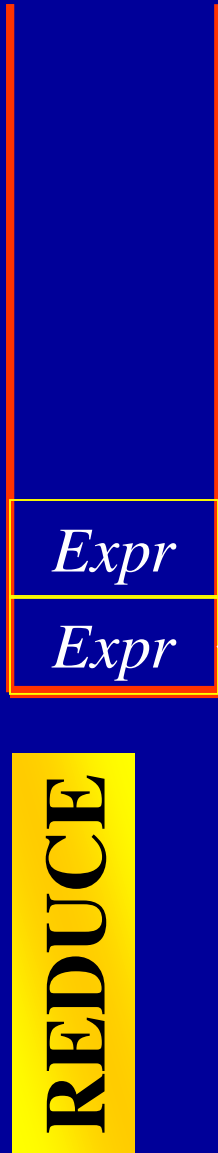
- (1)  $Expr \rightarrow Expr Op Expr$
- (2)  $Expr \rightarrow Expr - Expr$
- (3)  $Expr \rightarrow (Expr)$
- (4)  $Expr \rightarrow Expr -$
- (5)  $Expr \rightarrow num$
- (6)  $Op \rightarrow +$
- (7)  $Op \rightarrow -$
- (8)  $Op \rightarrow *$

*Expr*  
*Expr*

*Expr*

num - num

**REDUCE**



# Shift/Reduce/Reduce Conflict

What Happens if  
Choose

Reduce

(1)  $Expr \rightarrow Expr Op Expr$

(2)  $Expr \rightarrow Expr - Expr$

(3)  $Expr \rightarrow (Expr)$

(4)  $Expr \rightarrow Expr -$

(5)  $Expr \rightarrow num$

(6)  $Op \rightarrow +$

(7)  $Op \rightarrow -$

(8)  $Op \rightarrow *$

*Expr*

*Expr*

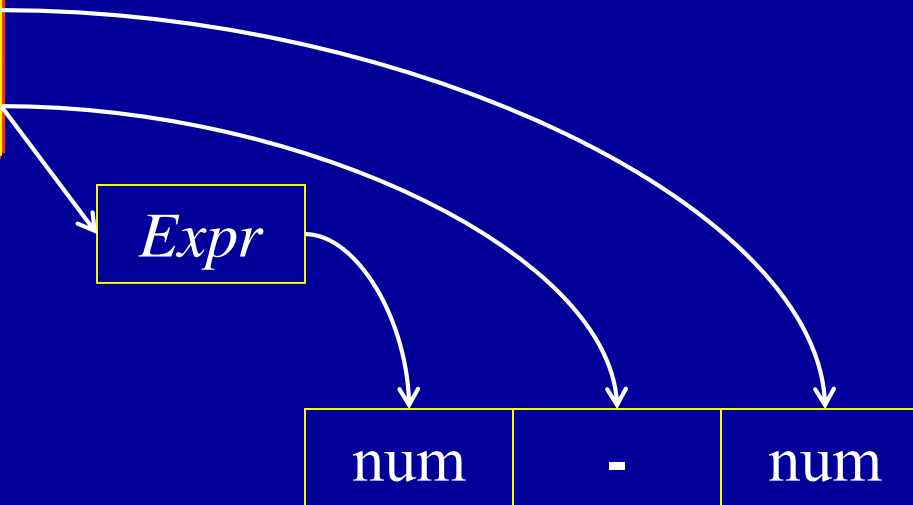
*Expr*

num

-

num

**FAILS!**






# Shift/Reduce/Reduce Conflict

Both of These  
Actions Work

Reduce  
Shift

- (1)  $Expr \rightarrow Expr Op Expr$
- (2)  $Expr \rightarrow Expr - Expr$
- (3)  $Expr \rightarrow (Expr)$
- (4)  $Expr \rightarrow Expr -$
- (5)  $Expr \rightarrow num$
- (6)  $Op \rightarrow +$
- (7)  $Op \rightarrow -$
- (8)  $Op \rightarrow *$



# Shift/Reduce/Reduce Conflict

What Happens if  
Choose

Reduce

(1)  $Expr \rightarrow Expr Op Expr$

(2)  $Expr \rightarrow Expr - Expr$

(3)  $Expr \rightarrow (Expr)$


(4)  $Expr \rightarrow Expr -$

(5)  $Expr \rightarrow num$

(6)  $Op \rightarrow +$

(7)  $Op \rightarrow -$

(8)  $Op \rightarrow *$



# Shift/Reduce/Reduce Conflict

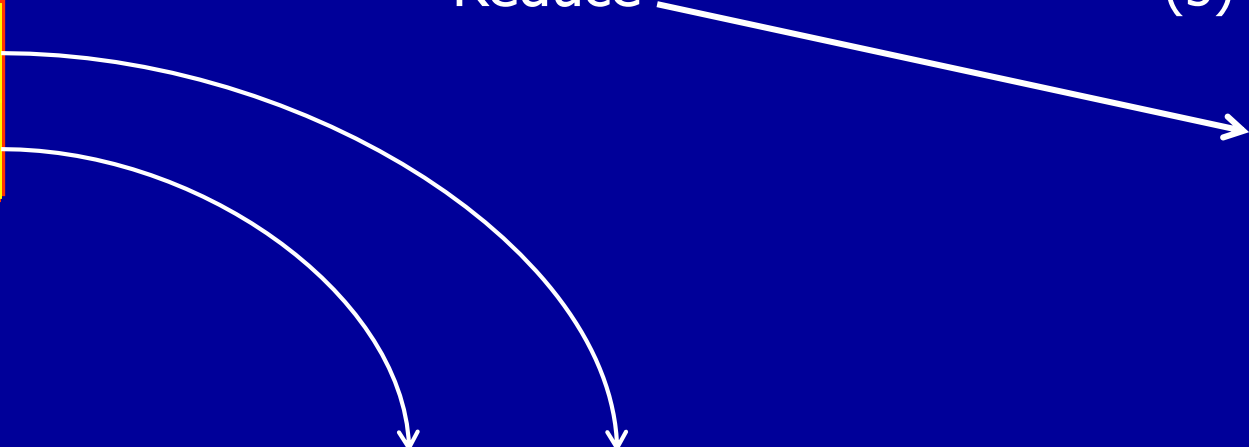
What Happens if Choose

Reduce

- (1)  $Expr \rightarrow Expr Op Expr$
- (2)  $Expr \rightarrow Expr - Expr$
- (3)  $Expr \rightarrow (Expr)$
- (4)  $Expr \rightarrow Expr -$
- (5)  $Expr \rightarrow num$
- (6)  $Op \rightarrow +$
- (7)  $Op \rightarrow -$
- (8)  $Op \rightarrow *$



**REDUCE**



# Shift/Reduce/Reduce Conflict

What Happens if  
Choose

- (1)  $Expr \rightarrow Expr Op Expr$
- (2)  $Expr \rightarrow Expr - Expr$
- (3)  $Expr \rightarrow (Expr)$
- (4)  $Expr \rightarrow Expr -$
- (5)  $Expr \rightarrow num$
- (6)  $Op \rightarrow +$
- (7)  $Op \rightarrow -$
- (8)  $Op \rightarrow *$



Reduce



SHIFT

# Shift/Reduce/Reduce Conflict

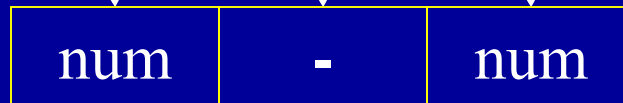
What Happens if  
Choose

- (1)  $Expr \rightarrow Expr Op Expr$
- (2)  $Expr \rightarrow Expr - Expr$
- (3)  $Expr \rightarrow (Expr)$
- (4)  $Expr \rightarrow Expr -$
- (5)  $Expr \rightarrow num$
- (6)  $Op \rightarrow +$
- (7)  $Op \rightarrow -$
- (8)  $Op \rightarrow *$



Reduce

**REDUCE**



# Shift/Reduce/Reduce Conflict

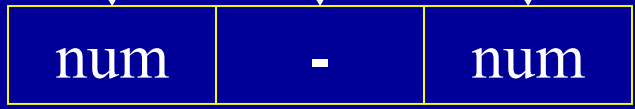
What Happens if Choose

- (1)  $Expr \rightarrow Expr Op Expr$
- (2)  $Expr \rightarrow Expr - Expr$
- (3)  $Expr \rightarrow (Expr)$
- (4)  $Expr \rightarrow Expr -$
- (5)  $Expr \rightarrow num$
- (6)  $Op \rightarrow +$
- (7)  $Op \rightarrow -$
- (8)  $Op \rightarrow *$

*Expr*



Reduce



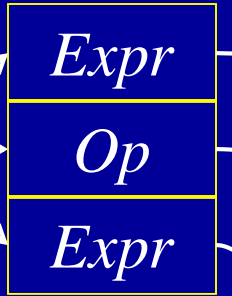
**REDUCE**

# Shift/Reduce/Reduce Conflict

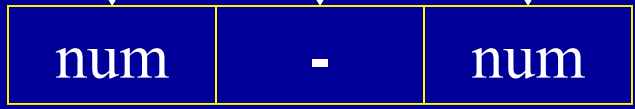
What Happens if Choose

- (1)  $Expr \rightarrow Expr Op Expr$
- (2)  $Expr \rightarrow Expr - Expr$
- (3)  $Expr \rightarrow (Expr)$
- (4)  $Expr \rightarrow Expr -$
- (5)  $Expr \rightarrow num$
- (6)  $Op \rightarrow +$
- (7)  $Op \rightarrow -$
- (8)  $Op \rightarrow *$

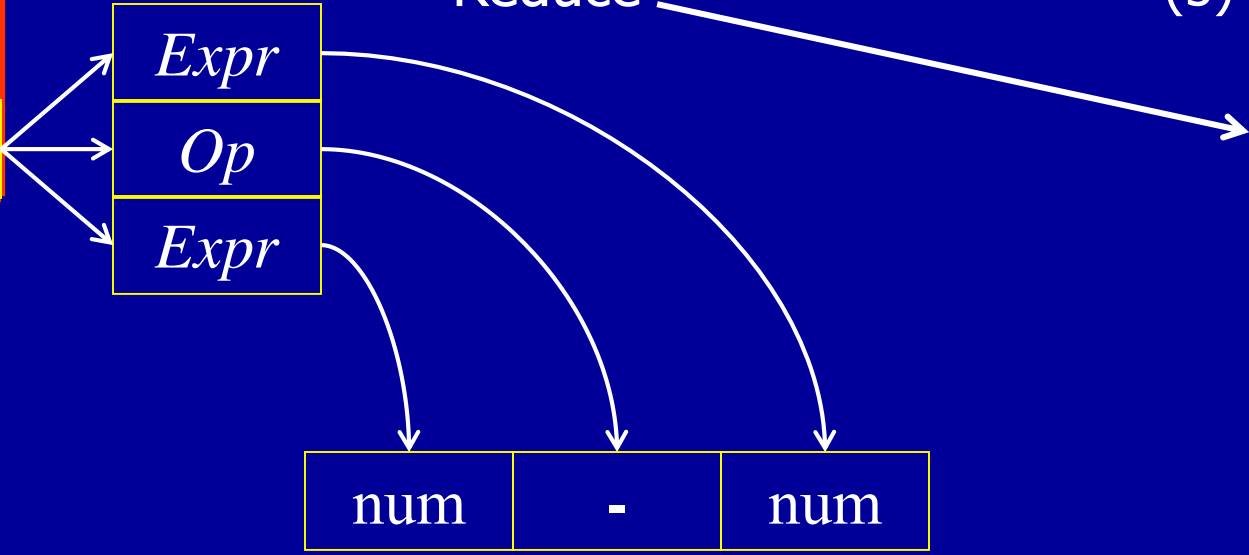
*Expr*



Reduce




ACCEPT



# Conflicts

What Happens if  
Choose

Shift



**SHIFT**

num

num

- (1)  $Expr \rightarrow Expr Op Expr$
- (2)  $Expr \rightarrow Expr - Expr$
- (3)  $Expr \rightarrow (Expr)$
- (4)  $Expr \rightarrow Expr -$
- (5)  $Expr \rightarrow num$
- (6)  $Op \rightarrow +$
- (7)  $Op \rightarrow -$
- (8)  $Op \rightarrow *$

# Conflicts

What Happens if  
Choose

Shift



**SHIFT**

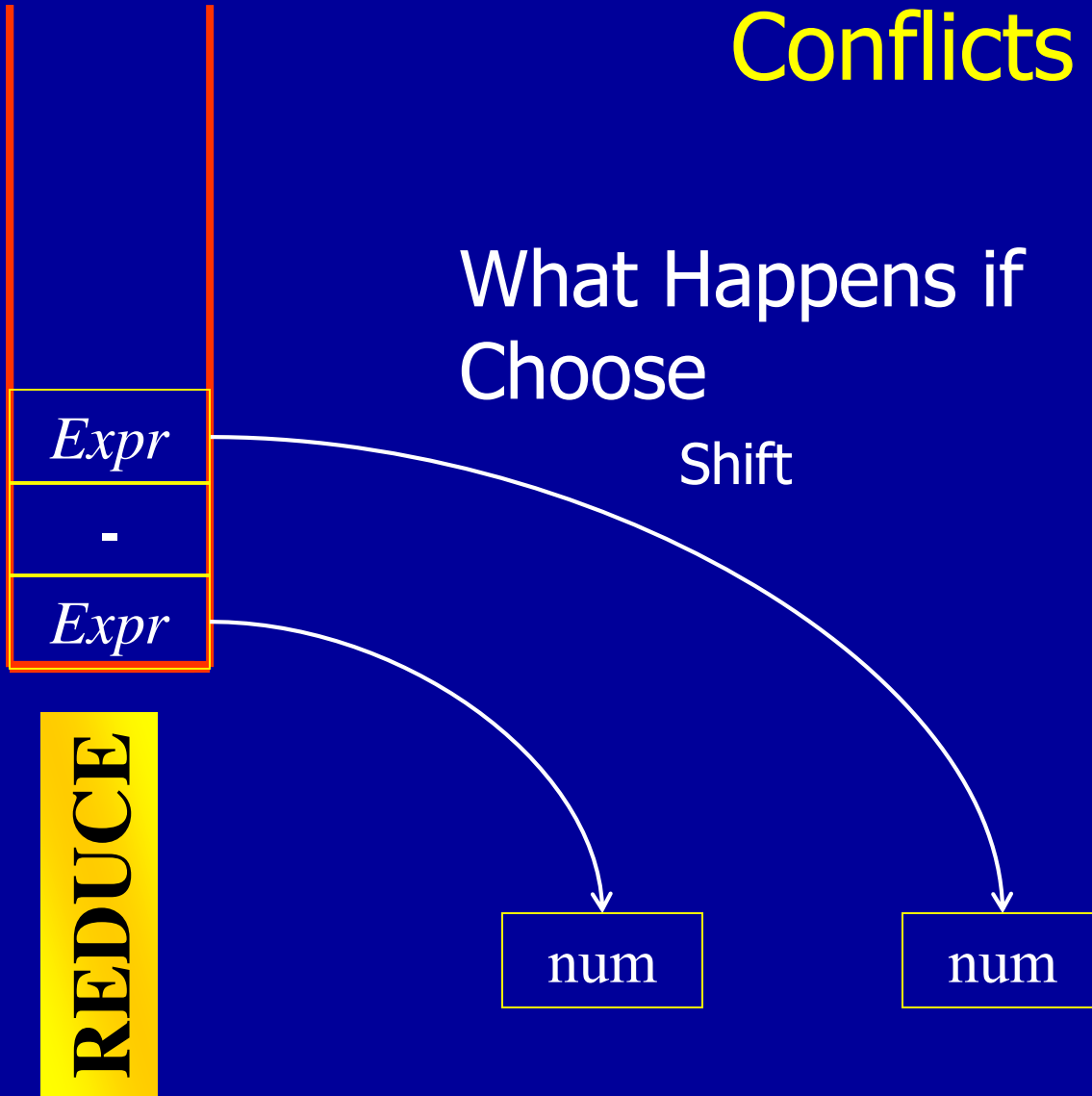


- (1)  $Expr \rightarrow Expr Op Expr$
- (2)  $Expr \rightarrow Expr - Expr$
- (3)  $Expr \rightarrow (Expr)$
- (4)  $Expr \rightarrow Expr -$
- (5)  $Expr \rightarrow num$
- (6)  $Op \rightarrow +$
- (7)  $Op \rightarrow -$
- (8)  $Op \rightarrow *$

# Conflicts

What Happens if  
Choose

Shift

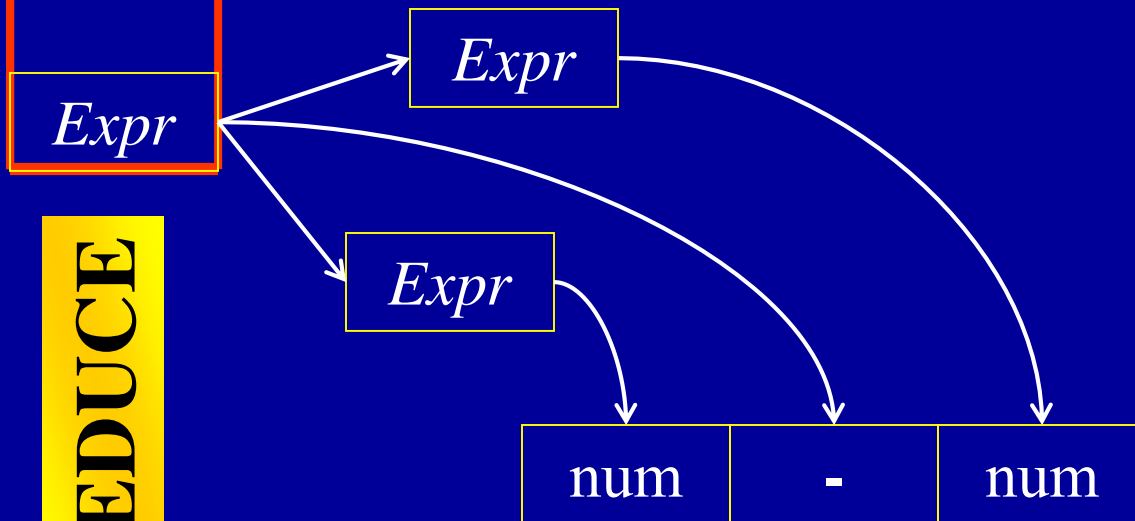


- (1)  $Expr \rightarrow Expr Op Expr$
- (2)  $Expr \rightarrow Expr - Expr$
- (3)  $Expr \rightarrow (Expr)$
- (4)  $Expr \rightarrow Expr -$
- (5)  $Expr \rightarrow num$
- (6)  $Op \rightarrow +$
- (7)  $Op \rightarrow -$
- (8)  $Op \rightarrow *$

# Conflicts

What Happens if  
Choose

Shift

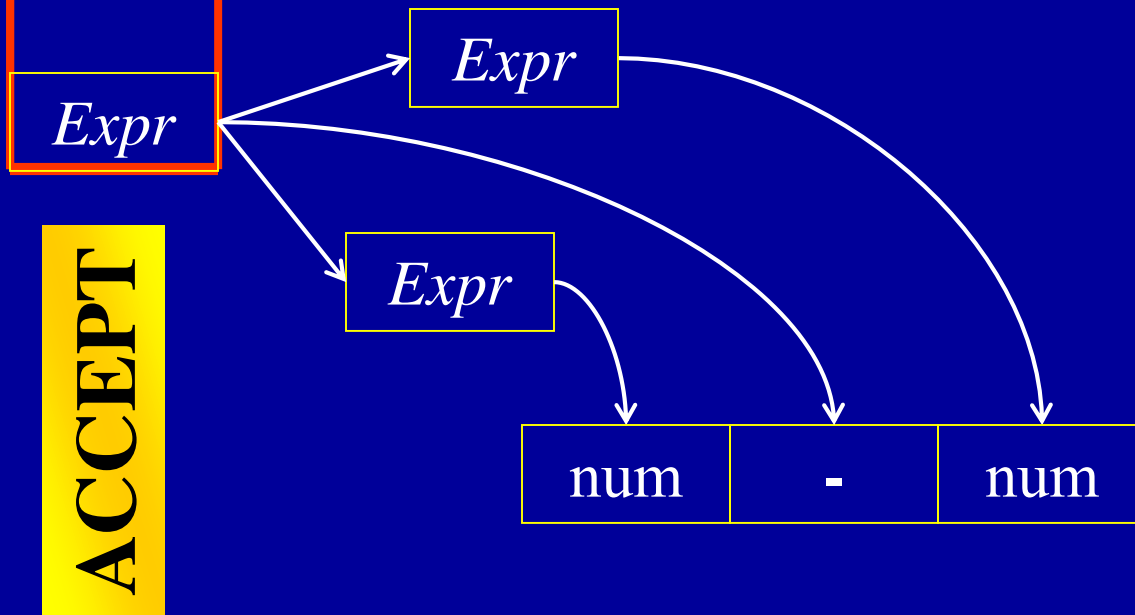


- (1)  $Expr \rightarrow Expr Op Expr$
- (2)  $Expr \rightarrow Expr - Expr$
- (3)  $Expr \rightarrow (Expr)$
- (4)  $Expr \rightarrow Expr -$
- (5)  $Expr \rightarrow num$
- (6)  $Op \rightarrow +$
- (7)  $Op \rightarrow -$
- (8)  $Op \rightarrow *$

# Conflicts

What Happens if  
Choose

Shift




- (1)  $Expr \rightarrow Expr Op Expr$
- (2)  $Expr \rightarrow Expr - Expr$
- (3)  $Expr \rightarrow (Expr)$
- (4)  $Expr \rightarrow Expr -$
- (5)  $Expr \rightarrow num$
- (6)  $Op \rightarrow +$
- (7)  $Op \rightarrow -$
- (8)  $Op \rightarrow *$

# Shift/Reduce/Reduce Conflict

This Shift/Reduce Conflict  
Reflects Ambiguity in  
Grammar

- (1)  $Expr \rightarrow Expr Op Expr$
- (2)  $Expr \rightarrow Expr - Expr$
- (3)  $Expr \rightarrow (Expr)$
- (4)  $Expr \rightarrow Expr -$
- (5)  $Expr \rightarrow num$
- (6)  $Op \rightarrow +$
- (7)  $Op \rightarrow -$
- (8)  $Op \rightarrow *$



# Shift/Reduce/Reduce Conflict

This Shift/Reduce Conflict  
Reflects Ambiguity in  
Grammar

(1)  $Expr \rightarrow Expr Op Expr$

~~(2)  $Expr \rightarrow Expr - Expr$~~

(3)  $Expr \rightarrow (Expr)$


(4)  $Expr \rightarrow Expr -$

(5)  $Expr \rightarrow num$

(6)  $Op \rightarrow +$

(7)  $Op \rightarrow -$

(8)  $Op \rightarrow *$




Eliminate by Hacking  
Grammar



# Shift/Reduce/Reduce Conflict

This Shift/Reduce  
Conflict Can Be  
Eliminated By  
Lookahead of One  
Symbol

- (1)  $Expr \rightarrow Expr Op Expr$
- (2)  $Expr \rightarrow Expr - Expr$
- (3)  $Expr \rightarrow (Expr)$
- (4)  $Expr \rightarrow Expr -$
- (5)  $Expr \rightarrow num$
- (6)  $Op \rightarrow +$
- (7)  $Op \rightarrow -$
- (8)  $Op \rightarrow *$



Parser Generator Should  
Handle It



# Constructing a Parser

- We will construct version with no lookahead
- Key Decisions
  - Shift or Reduce
  - Which Production to Reduce
- Basic Idea
  - Build a DFA to control shift and reduce actions
  - In effect, convert grammar to pushdown automaton
  - Encode finite state control in parse table

# Parser State

- Input Token Sequence (\$ for end of input)
- Current State from Finite State Automaton
- Two Stacks
  - State Stack (implements finite state automaton)
  - Symbol Stack (terminals from input and nonterminals from reductions)

# Integrating Finite State Control

- Actions
  - Push Symbols and States Onto Stacks
  - Reduce According to a Given Production
  - Accept
- Selected action is a function of
  - Current input symbol
  - Current state of finite state control
- Each action specifies next state
- Implement control using parse table

# Parse Tables

		ACTION		Goto
State	(	)	\$	X
s0	shift to s2	error	error	goto s1
s1	error	error	accept	
s2	shift to s2	shift to s5	error	goto s3
s3	error	shift to s4	error	
s4	reduce (2)	reduce (2)	reduce (2)	
s5	reduce (3)	reduce (3)	reduce (3)	

- Implements finite state control
- At each step, look up
  - Table[top of state stack] [ input symbol]
- Then carry out the action

# Parse Table Example

	ACTION			Goto
State	(	)	\$	X
s0	shift to s2	error	error	goto s1
s1	error	error	accept	
s2	shift to s2	shift to s5	error	goto s3
s3	error	shift to s4	error	
s4	reduce (2)	reduce (2)	reduce (2)	
s5	reduce (3)	reduce (3)	reduce (3)	

State Stack

Symbol Stack

Input

Grammar

$S \rightarrow X\$$  (1)

$X \rightarrow (X)$  (2)

$X \rightarrow ( )$  (3)

(0)

s0

X

# Parser Tables

		ACTION		Goto
State	(	)	\$	X
s0	shift to s2	error	error	goto s1
s1	error	error	accept	
s2	shift to s2	shift to s5	error	goto s3
s3	error	shift to s4	error	
s4	reduce (2)	reduce (2)	reduce (2)	
s5	reduce (3)	reduce (3)	reduce (3)	

- Shift to  $s_n$ 
  - Push input token into the symbol stack
  - Push  $s_n$  into state stack
  - Advance to next input symbol

# Parser Tables

		ACTION		Goto
State	(	)	\$	X
s0	shift to s2	error	error	goto s1
s1	error	error	accept	
s2	shift to s2	shift to s5	error	goto s3
s3	error	shift to s4	error	
s4	reduce (2)	reduce (2)	reduce (2)	
s5	reduce (3)	reduce (3)	reduce (3)	

- Reduce ( $n$ )
  - Pop both stacks as many times as the number of symbols on the RHS of rule  $n$
  - Push LHS of rule  $n$  into symbol stack

# Parser Tables

		ACTION		Goto
State	(	)	\$	X
s0	shift to s2	error	error	goto s1
s1	error	error	accept	
s2	shift to s2	shift to s5	error	goto s3
s3	error	shift to s4	error	
s4	reduce (2)	reduce (2)	reduce (2)	
s5	reduce (3)	reduce (3)	reduce (3)	

- Reduce ( $n$ ) (continued)
  - Look up
  - Table[top of the state stack][top of symbol stack]
  - Push that state (in goto part of table) onto state stack

# Parser Tables

		ACTION		Goto
State	(	)	\$	X
s0	shift to s2	error	error	goto s1
s1	error	error	accept	
s2	shift to s2	shift to s5	error	goto s3
s3	error	shift to s4	error	
s4	reduce (2)	reduce (2)	reduce (2)	
s5	reduce (3)	reduce (3)	reduce (3)	

- Accept
  - Stop parsing and report success

# Parse Table In Action

	ACTION			Goto
State	(	)	\$	X
s0	shift to s2	error	error	goto s1
s1	error	error	accept	
s2	shift to s2	shift to s5	error	goto s3
s3	error	shift to s4	error	
s4	reduce (2)	reduce (2)	reduce (2)	
s5	reduce (3)	reduce (3)	reduce (3)	

State Stack

Symbol Stack

Input

Grammar

$(())\$$

$S \rightarrow X\$$  (1)

$X \rightarrow (X)$  (2)

$X \rightarrow ( )$  (3)

s0

# Parse Table In Action

	ACTION			Goto
State	(	)	\$	X
s0	shift to s2	error	error	goto s1
s1	error	error	accept	
s2	shift to s2	shift to s5	error	goto s3
s3	error	shift to s4	error	
s4	reduce (2)	reduce (2)	reduce (2)	
s5	reduce (3)	reduce (3)	reduce (3)	

State Stack

Symbol Stack

Input

Grammar

$(())\$$

$S \rightarrow X\$$  (1)

$X \rightarrow (X)$  (2)

$X \rightarrow ( )$  (3)

s0

# Parse Table In Action

	ACTION			Goto
State	(	)	\$	X
s0	shift to s2	error	error	goto s1
s1	error	error	accept	
s2	shift to s2	shift to s5	error	goto s3
s3	error	shift to s4	error	
s4	reduce (2)	reduce (2)	reduce (2)	
s5	reduce (3)	reduce (3)	reduce (3)	

State Stack

Symbol Stack

Input

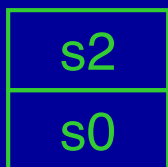
Grammar

)\$

$S \rightarrow X\$$  (1)

$X \rightarrow (X)$  (2)

$X \rightarrow ( )$  (3)



# Parse Table In Action

	ACTION			Goto
State	(	)	\$	X
s0	shift to s2	error	error	goto s1
s1	error	error	accept	
s2	shift to s2	shift to s5	error	goto s3
s3	error	shift to s4	error	
s4	reduce (2)	reduce (2)	reduce (2)	
s5	reduce (3)	reduce (3)	reduce (3)	

State Stack

Symbol Stack

Input

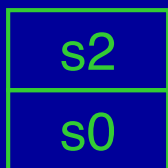
Grammar

)\$

$S \rightarrow X\$$  (1)

$X \rightarrow (X)$  (2)

$X \rightarrow ( )$  (3)



# Parse Table In Action

	ACTION			Goto
State	(	)	\$	X
s0	shift to s2	error	error	goto s1
s1	error	error	accept	
s2	shift to s2	shift to s5	error	goto s3
s3	error	shift to s4	error	
s4	reduce (2)	reduce (2)	reduce (2)	
s5	reduce (3)	reduce (3)	reduce (3)	

State Stack

s2
s2
s0

Symbol Stack

(
(

Input

))\$

Grammar

$S \rightarrow X\$$  (1)

$X \rightarrow (X)$  (2)

$X \rightarrow ( )$  (3)

# Parse Table In Action

	ACTION			Goto
State	(	)	\$	X
s0	shift to s2	error	error	goto s1
s1	error	error	accept	
s2	shift to s2	shift to s5	error	goto s3
s3	error	shift to s4	error	
s4	reduce (2)	reduce (2)	reduce (2)	
s5	reduce (3)	reduce (3)	reduce (3)	

State Stack

s2
s2
s0

Symbol Stack

(
(

Input

))\$

Grammar

$S \rightarrow X\$$  (1)

$X \rightarrow (X)$  (2)

$X \rightarrow ( )$  (3)

# Parse Table In Action

State	ACTION			Goto
	(	)	\$	X
s0	shift to s2	error	error	goto s1
s1	error	error	accept	
s2	shift to s2	shift to s5	error	goto s3
s3	error	shift to s4	error	
s4	reduce (2)	reduce (2)	reduce (2)	
s5	reduce (3)	reduce (3)	reduce (3)	

State Stack

s5
s2
s2
s0

Symbol Stack

)
(
(

Input

)\$

Grammar

$S \rightarrow X\$$  (1)

$X \rightarrow (X)$  (2)

$X \rightarrow ( )$  (3)

# Parse Table In Action

	ACTION			Goto
State	(	)	\$	X
s0	shift to s2	error	error	goto s1
s1	error	error	accept	
s2	shift to s2	shift to s5	error	goto s3
s3	error	shift to s4	error	
s4	reduce (2)	reduce (2)	reduce (2)	
s5	reduce (3)	reduce (3)	reduce (3)	

State Stack

s5
s2
s2
s0

Symbol Stack

)
(
(

Input

)\$

Grammar

$S \rightarrow X\$$  (1)

$X \rightarrow (X)$  (2)

$X \rightarrow ( )$  (3)

# Step One: Pop Stacks

	(	)	\$	X
State		ACTION		Goto
s0	shift to s2	error	error	goto s1
s1	error	error	accept	
s2	shift to s2	shift to s5	error	goto s3
s3	error	shift to s4	error	
s4	reduce (2)	reduce (2)	reduce (2)	
s5	reduce (3)	reduce (3)	reduce (3)	

State Stack

s5
s2
s2
s0

Symbol Stack

)
(
(

Input

)\$

Grammar

$S \rightarrow X\$$  (1)

$X \rightarrow (X)$  (2)

$X \rightarrow ( )$  (3)

# Step One: Pop Stacks

	(	)	\$	X
State		ACTION		Goto
s0	shift to s2	error	error	goto s1
s1	error	error	accept	
s2	shift to s2	shift to s5	error	goto s3
s3	error	shift to s4	error	
s4	reduce (2)	reduce (2)	reduce (2)	
s5	reduce (3)	reduce (3)	reduce (3)	

State Stack

Symbol Stack

Input

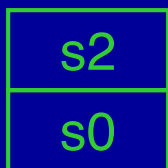
Grammar

)\$

$S \rightarrow X\$$  (1)

$X \rightarrow (X)$  (2)

$X \rightarrow ( )$  (3)



# Step Two: Push Nonterminal

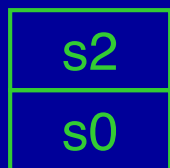
		ACTION		Goto
State	(	)	\$	X
s0	shift to s2	error	error	goto s1
s1	error	error	accept	
s2	shift to s2	shift to s5	error	goto s3
s3	error	shift to s4	error	
s4	reduce (2)	reduce (2)	reduce (2)	
s5	reduce (3)	reduce (3)	reduce (3)	

State Stack

Symbol Stack

Input

Grammar



)\$

$S \rightarrow X\$$  (1)

$X \rightarrow (X)$  (2)

$X \rightarrow ( )$  (3)

# Step Two: Push Nonterminal

		ACTION		Goto
State	(	)	\$	X
s0	shift to s2	error	error	goto s1
s1	error	error	accept	
s2	shift to s2	shift to s5	error	goto s3
s3	error	shift to s4	error	
s4	reduce (2)	reduce (2)	reduce (2)	
s5	reduce (3)	reduce (3)	reduce (3)	

State Stack

Symbol Stack

Input

Grammar

)\$

$S \rightarrow X\$$  (1)

$X \rightarrow (X)$  (2)

$X \rightarrow ( )$  (3)

s2
s0

X
(

# Step Three: Use Goto, Push New State

		ACTION		Goto
State	(	)	\$	X
s0	shift to s2	error	error	goto s1
s1	error	error	accept	
s2	shift to s2	shift to s5	error	goto s3
s3	error	shift to s4	error	
s4	reduce (2)	reduce (2)	reduce (2)	
s5	reduce (3)	reduce (3)	reduce (3)	

State Stack

Symbol Stack

Input

Grammar

)\$

$S \rightarrow X\$$  (1)

$X \rightarrow (X)$  (2)

$X \rightarrow ( )$  (3)

s2
s0

X
(

# Step Three: Use Goto, Push New State

		ACTION		Goto
State	(	)	\$	X
s0	shift to s2	error	error	goto s1
s1	error	error	accept	
s2	shift to s2	shift to s5	error	goto s3
s3	error	shift to s4	error	
s4	reduce (2)	reduce (2)	reduce (2)	
s5	reduce (3)	reduce (3)	reduce (3)	

State Stack

s3
s2
s0

Symbol Stack

X
(

Input

)\$

Grammar

$S \rightarrow X\$$  (1)

$X \rightarrow (X)$  (2)

$X \rightarrow ( )$  (3)

# Parse Table In Action

	ACTION			Goto
State	(	)	\$	X
s0	shift to s2	error	error	goto s1
s1	error	error	accept	
s2	shift to s2	shift to s5	error	goto s3
s3	error	shift to s4	error	
s4	reduce (2)	reduce (2)	reduce (2)	
s5	reduce (3)	reduce (3)	reduce (3)	

State Stack

Symbol Stack

Input

Grammar

s3
s2
s0

X
(

)\$

$S \rightarrow X\$$  (1)

$X \rightarrow (X)$  (2)

$X \rightarrow ( )$  (3)

# Parse Table In Action

		ACTION		Goto
State	(	)	\$	X
s0	shift to s2	error	error	goto s1
s1	error	error	accept	
s2	shift to s2	shift to s5	error	goto s3
s3	error	shift to s4	error	
s4	reduce (2)	reduce (2)	reduce (2)	
s5	reduce (3)	reduce (3)	reduce (3)	

State Stack

s4
s3
s2
s0

Symbol Stack

)
X
(

Input

\$

Grammar

$S \rightarrow X\$$  (1)

$X \rightarrow (X)$  (2)

$X \rightarrow ( )$  (3)

# Parse Table In Action

		ACTION		Goto
State	(	)	\$	X
s0	shift to s2	error	error	goto s1
s1	error	error	accept	
s2	shift to s2	shift to s5	error	goto s3
s3	error	shift to s4	error	
s4	reduce (2)	reduce (2)	reduce (2)	
s5	reduce (3)	reduce (3)	reduce (3)	

State Stack

s4
s3
s2
s0

Symbol Stack

)
X
(

Input

\$

Grammar

$S \rightarrow X\$$  (1)

$X \rightarrow (X)$  (2)

$X \rightarrow ( )$  (3)

# Step One: Pop Stacks

	(	)	\$	X
State	ACTION			Goto
s0	shift to s2	error	error	goto s1
s1	error	error	accept	
s2	shift to s2	shift to s5	error	goto s3
s3	error	shift to s4	error	
s4	reduce (2)	reduce (2)	reduce (2)	
s5	reduce (3)	reduce (3)	reduce (3)	

State Stack

s4
s3
s2
s0

Symbol Stack

)
X
(

Input

\$

Grammar

$S \rightarrow X\$$  (1)

$X \rightarrow (X)$  (2)

$X \rightarrow ( )$  (3)

# Step One: Pop Stacks

		ACTION		Goto
State	(	)	\$	X
s0	shift to s2	error	error	goto s1
s1	error	error	accept	
s2	shift to s2	shift to s5	error	goto s3
s3	error	shift to s4	error	
s4	reduce (2)	reduce (2)	reduce (2)	
s5	reduce (3)	reduce (3)	reduce (3)	

State Stack

Symbol Stack

Input

Grammar

\$

$S \rightarrow X\$$  (1)

$X \rightarrow (X)$  (2)

$X \rightarrow ( )$  (3)

s0

# Step Two: Push Nonterminal

		ACTION		Goto
State	(	)	\$	X
s0	shift to s2	error	error	goto s1
s1	error	error	accept	
s2	shift to s2	shift to s5	error	goto s3
s3	error	shift to s4	error	
s4	reduce (2)	reduce (2)	reduce (2)	
s5	reduce (3)	reduce (3)	reduce (3)	

State Stack

Symbol Stack

Input

Grammar

\$

$S \rightarrow X\$$  (1)

$X \rightarrow (X)$  (2)

$X \rightarrow ( )$  (3)

s0

# Step Two: Push Nonterminal

		ACTION		Goto
State	(	)	\$	X
s0	shift to s2	error	error	goto s1
s1	error	error	accept	
s2	shift to s2	shift to s5	error	goto s3
s3	error	shift to s4	error	
s4	reduce (2)	reduce (2)	reduce (2)	
s5	reduce (3)	reduce (3)	reduce (3)	

State Stack

Symbol Stack

Input

Grammar

\$

$S \rightarrow X\$$  (1)

$X \rightarrow (X)$  (2)

$X \rightarrow ( )$  (3)

s0

X

# Step Three: Use Goto, Push New State

		ACTION		Goto
State	(	)	\$	X
s0	shift to s2	error	error	goto s1
s1	error	error	accept	
s2	shift to s2	shift to s5	error	goto s3
s3	error	shift to s4	error	
s4	reduce (2)	reduce (2)	reduce (2)	
s5	reduce (3)	reduce (3)	reduce (3)	

State Stack

Symbol Stack

Input

Grammar

\$

$S \rightarrow X\$$  (1)

$X \rightarrow (X)$  (2)

$X \rightarrow ( )$  (3)

s0

X

# Step Three: Use Goto, Push New State

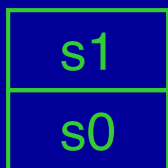
		ACTION		Goto
State	(	)	\$	X
s0	shift to s2	error	error	goto s1
s1	error	error	accept	
s2	shift to s2	shift to s5	error	goto s3
s3	error	shift to s4	error	
s4	reduce (2)	reduce (2)	reduce (2)	
s5	reduce (3)	reduce (3)	reduce (3)	

State Stack

Symbol Stack

Input

Grammar



\$

$S \rightarrow X\$$  (1)

$X \rightarrow (X)$  (2)

$X \rightarrow ( )$  (3)

# Accept the String!

State	ACTION			Goto
	(	)	\$	X
s0	shift to s2	error	error	goto s1
s1	error	error	accept	
s2	shift to s2	shift to s5	error	goto s3
s3	error	shift to s4	error	
s4	reduce (2)	reduce (2)	reduce (2)	
s5	reduce (3)	reduce (3)	reduce (3)	

State Stack

Symbol Stack

Input

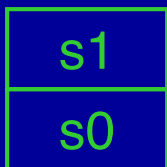
Grammar

\$

$S \rightarrow X\$$  (1)

$X \rightarrow (X)$  (2)

$X \rightarrow ( )$  (3)



# Key Concepts

- Pushdown automaton for parsing
  - Stack, Finite state control
  - Parse actions: shift, reduce, accept
- Parse table for controlling parser actions
  - Indexed by parser state and input symbol
  - Entries specify action and next state
  - Use state stack to help control
- Parse tree construction
  - Reads input from left to right
  - Bottom-up construction of parse tree

MIT 6.035  
Parse Table Construction

Martin Rinard  
Laboratory for Computer Science  
Massachusetts Institute of Technology

# Parse Tables (Review)

		ACTION		Goto
State	(	)	\$	X
s0	shift to s2	error	error	goto s1
s1	error	error	accept	
s2	shift to s2	shift to s5	error	goto s3
s3	error	shift to s4	error	
s4	reduce (2)	reduce (2)	reduce (2)	
s5	reduce (3)	reduce (3)	reduce (3)	

- Implements finite state control
- At each step, look up
  - Table[top of state stack] [ input symbol]
- Then carry out the action

# Parse Tables (Review)

		ACTION		Goto
State	(	)	\$	X
s0	shift to s2	error	error	goto s1
s1	error	error	accept	
s2	shift to s2	shift to s5	error	goto s3
s3	error	shift to s4	error	
s4	reduce (2)	reduce (2)	reduce (2)	
s5	reduce (3)	reduce (3)	reduce (3)	

- Shift to  $s_n$ 
  - Push input token into the symbol stack
  - Push  $s_n$  into state stack
  - Advance to next input symbol

# Parse Tables (Review)

		ACTION		Goto
State	(	)	\$	X
s0	shift to s2	error	error	goto s1
s1	error	error	accept	
s2	shift to s2	shift to s5	error	goto s3
s3	error	shift to s4	error	
s4	reduce (2)	reduce (2)	reduce (2)	
s5	reduce (3)	reduce (3)	reduce (3)	

- Reduce ( $n$ )
  - Pop both stacks as many times as the number of symbols on the RHS of rule  $n$
  - Push LHS of rule  $n$  into symbol stack

# Parser Generators and Parse Tables

- Parser generator (YACC, CUP)
  - Given a grammar
  - Produces a (shift-reduce) parser for that grammar
- Process grammar to synthesize a DFA
  - Contains states that the parser can be in
  - State transitions for terminals and non-terminals
- Use DFA to create an parse table
- Use parse table to generate code for parser

# Example

- The grammar


$$S \rightarrow X \$ \quad (1)$$

$$X \rightarrow (X) \quad (2)$$

$$X \rightarrow ( \ ) \quad (3)$$

# DFA States Based on Items

- We need to capture how much of a given production we have scanned so far



# Items

- We need to capture how much of a given production we have scanned so far

$$X \rightarrow ( X )$$

- Production Generates 4 items
  - $X \rightarrow \bullet (X)$
  - $X \rightarrow ( \bullet X )$
  - $X \rightarrow (X \bullet )$
  - $X \rightarrow (X) \bullet$

# Example of Items

- The grammar

$S \rightarrow X \$$

$X \rightarrow (X)$

$X \rightarrow ( )$

- Items

$S \rightarrow \bullet X \$$

$S \rightarrow X \bullet \$$

$X \rightarrow \bullet (X)$

$X \rightarrow ( \bullet X)$

$X \rightarrow (X \bullet )$

$X \rightarrow (X) \bullet$

$X \rightarrow \bullet ( )$

$X \rightarrow ( \bullet )$

$X \rightarrow ( ) \bullet$

# Notation

- If write production as  $A \rightarrow \alpha c \beta$ 
  - $\alpha$  is sequence of grammar symbols, can be terminals and nonterminals in sequence
  - $c$  is terminal
  - $\beta$  is sequence of grammar symbols, can be terminals and nonterminals in sequence
- If write production as  $A \rightarrow \alpha \bullet B \beta$ 
  - $\alpha, \beta$  as above
  - $B$  is a single grammar symbol, either terminal or nonterminal

# Key idea behind items

- States correspond to sets of items
- If the state contains the item  $A \rightarrow \alpha \bullet c \beta$ 
  - Parser is expecting to eventually reduce using the production  $A \rightarrow \alpha c \beta$
  - Parser has already parsed an  $\alpha$
  - It expects the input may contain  $c$ , then  $\beta$
- If the state contains the item  $A \rightarrow \alpha \bullet$ 
  - Parser has already parsed an  $\alpha$
  - Will reduce using  $A \rightarrow \alpha$
- If the state contains the item  $S \rightarrow \alpha \bullet \$$  and the input buffer is empty
  - Parser accepts input

# Correlating Items and Actions

- If the current state contains the item  $A \rightarrow \alpha \bullet c \beta$  and the current symbol in the input buffer is  $c$ 
  - Parser shifts  $c$  onto stack
  - Next state will contain  $A \rightarrow \alpha c \bullet \beta$
- If the current state contains the item  $A \rightarrow \alpha \bullet$ 
  - Parser reduces using  $A \rightarrow \alpha$
- If the current state contains the item  $S \rightarrow \alpha \bullet \$$  and the input buffer is empty
  - Parser accepts input

# Closure() of a set of items

- Closure finds all the items in the same “state”
- Fixed Point Algorithm for Closure(I)
  - Every item in I is also an item in Closure(I)
  - If  $A \rightarrow \alpha \bullet B \beta$  is in Closure(I) and  $B \rightarrow \bullet \gamma$  is an item, then add  $B \rightarrow \bullet \gamma$  to Closure(I)
  - Repeat until no more new items can be added to Closure(I)

# Example of Closure

- Closure( $\{X \rightarrow (\cdot X)\}$ )

$$\left\{ \begin{array}{l} X \rightarrow (\cdot X) \\ X \rightarrow \cdot (X) \\ X \rightarrow \cdot ( ) \end{array} \right\}$$

- Items

$S \rightarrow \cdot X \$$

$S \rightarrow X \cdot \$$

$X \rightarrow \cdot (X)$

$X \rightarrow (\cdot X)$

$X \rightarrow (X \cdot )$

$X \rightarrow (X) \cdot$

$X \rightarrow \cdot ( )$

$X \rightarrow ( \cdot )$

$X \rightarrow ( ) \cdot$

# Another Example

- $\text{closure}(\{S \rightarrow \cdot X \$\})$

$$\left\{ \begin{array}{l} S \rightarrow \cdot X \$ \\ X \rightarrow \cdot (X) \\ X \rightarrow \cdot ( \quad ) \end{array} \right\}$$

- Items

$S \rightarrow \cdot X \$$   
 $S \rightarrow X \cdot \$$   
 $X \rightarrow \cdot (X)$   
 $X \rightarrow ( \cdot X)$   
 $X \rightarrow (X \cdot )$   
 $X \rightarrow (X) \cdot$   
 $X \rightarrow \cdot ( \quad )$   
 $X \rightarrow ( \cdot \quad )$   
 $X \rightarrow ( \quad ) \cdot$

# Goto() of a set of items

- Goto finds the new state after consuming a grammar symbol while at the current state
- Algorithm for Goto(I, X)  
where I is a set of items  
and X is a grammar symbol

$$\text{Goto}(I, X) = \text{Closure}(\{ A \rightarrow \alpha X \cdot \beta \mid A \rightarrow \alpha \cdot X \beta \text{ in } I \})$$

- goto is the new set obtained by “moving the dot” over X

# Example of Goto

- Goto ( $\{X \rightarrow (\cdot X)\}, X$ )

$\left\{ X \rightarrow (X \cdot ) \right\}$

- Items

$S \rightarrow \cdot X \$$

$S \rightarrow X \cdot \$$

$X \rightarrow \cdot (X)$

$X \rightarrow (\cdot X)$

$X \rightarrow (X \cdot )$

$X \rightarrow (X) \cdot$

$X \rightarrow \cdot ( )$

$X \rightarrow ( \cdot )$

$X \rightarrow ( ) \cdot$

# Another Example of Goto

- Goto ( $\{X \rightarrow \bullet(X)\}$ ,  $()$ )

$$\left. \begin{array}{l} X \rightarrow (\bullet X) \\ X \rightarrow \bullet (X) \\ X \rightarrow \bullet ( ) \end{array} \right\}$$

- Items

$S \rightarrow \bullet X \$$

$S \rightarrow X \bullet \$$

$X \rightarrow \bullet (X)$

$X \rightarrow (\bullet X)$

$X \rightarrow (X \bullet)$

$X \rightarrow (X) \bullet$

$X \rightarrow \bullet ( )$

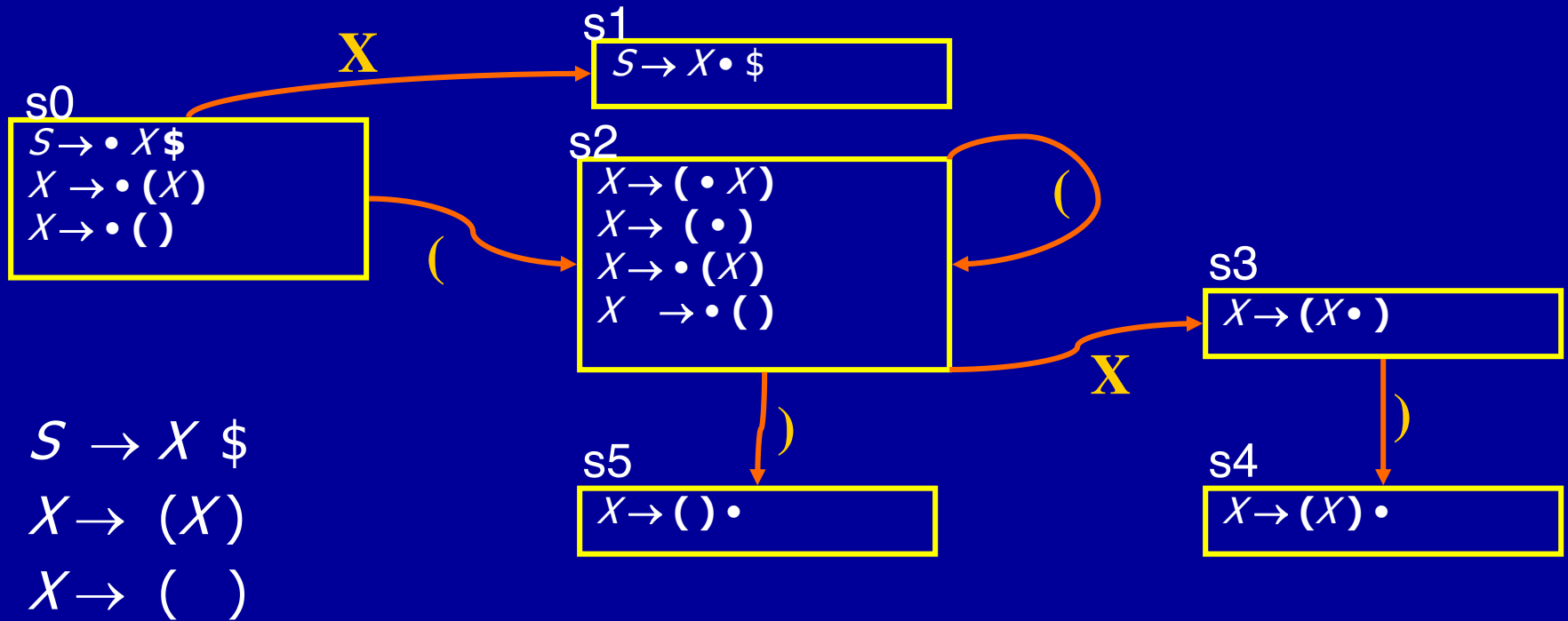
$X \rightarrow ( \bullet )$

$X \rightarrow ( ) \bullet$

# Building the DFA states

- Start with the item  $S \rightarrow \bullet \beta \$$
- Create the first state to be  $\text{Closure}(\{ S \rightarrow \bullet \beta \$ \})$
- Pick a state  $I$ 
  - for each item  $A \rightarrow \alpha \bullet X \beta$  in  $I$ 
    - find  $\text{Goto}(I, X)$
    - if  $\text{Goto}(I, X)$  is not already a state, make one
    - Add an edge  $X$  from state  $I$  to  $\text{Goto}(I, X)$  state
- Repeat until no more additions possible

# DFA Example



# Constructing A Parse Engine

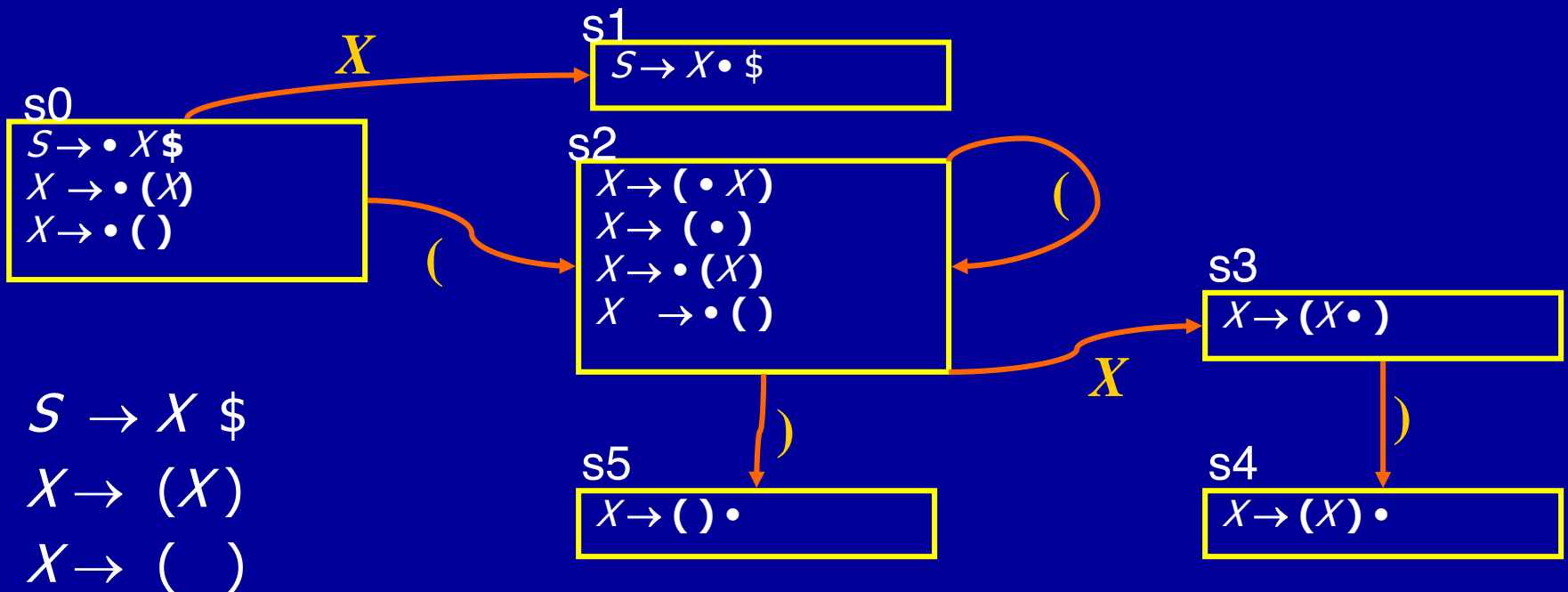
- Build a DFA - DONE
- Construct a parse table using the DFA

# Creating the parse tables

- For each state
  - Transition to another state using a terminal symbol is a shift to that state (*shift to sn*)
  - Transition to another state using a non-terminal is a goto to that state (*goto sn*)
  - If there is an item  $A \rightarrow \alpha \bullet$  in the state do a reduction with that production for all terminals (*reduce k*)

# Building Parse Table Example

	(	)	\$	X
State				
s0	shift to s2	error	error	goto s1
s1	error	error	accept	
s2	shift to s2	shift to s5	error	goto s3
s3	error	shift to s4	error	
s4	reduce (2)	reduce (2)	reduce (2)	
s5	reduce (3)	reduce (3)	reduce (3)	



# Potential Problem

- No lookahead
- Vulnerable to unnecessary conflicts
  - Shift/Reduce Conflicts (may reduce too soon in some cases)
  - Reduce/Reduce Conflicts
- Solution: Lookahead
  - Only for reductions - reduce only when next symbol can occur after nonterminal from production
  - Systematic lookahead, split states based on next symbol, action is always a function of next symbol
  - Can generalize to look ahead multiple symbols

# Reduction-Only Lookahead Parsing

- If a state contains  $A \rightarrow \beta \bullet$
- Reduce by  $A \rightarrow \beta$  only if next input symbol can follow  $A$  in some derivation
- Example Grammar

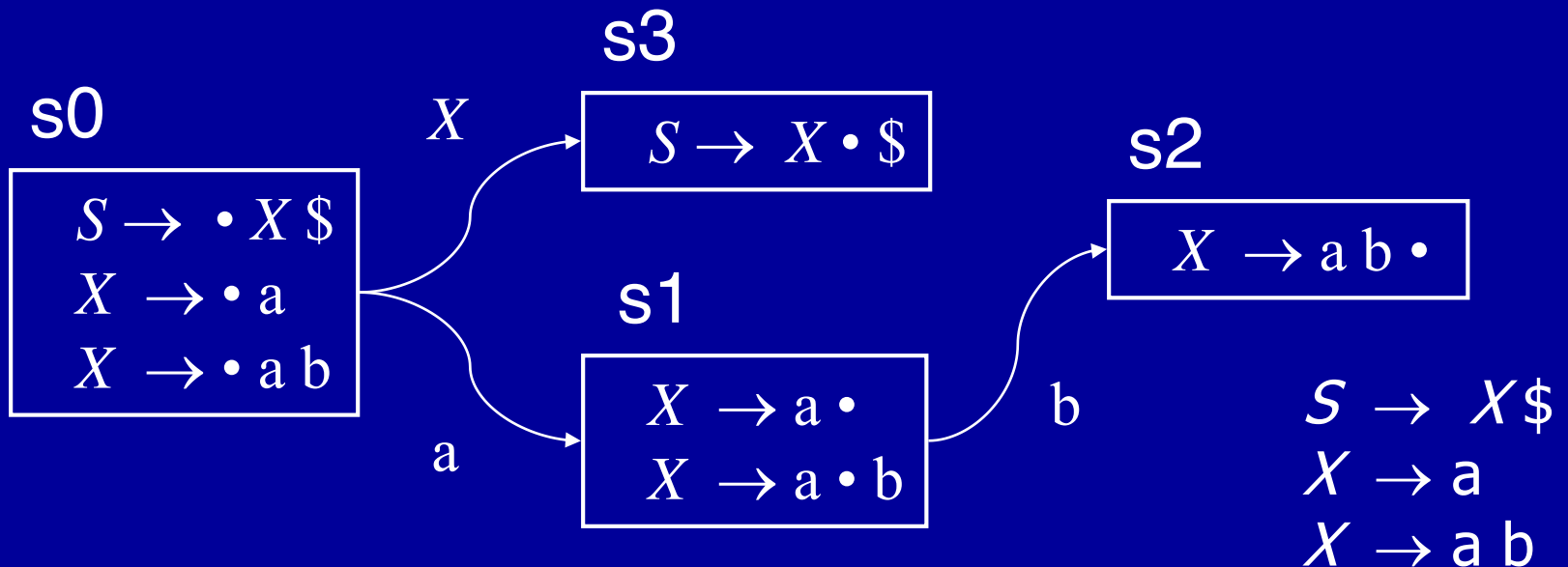
$$S \rightarrow X \$$$

$$X \rightarrow a$$

$$X \rightarrow a b$$

# Parser Without Lookahead

		ACTION		Goto
State	a	b	\$	X
s0	shift to s1	error	error	goto s3
s1	reduce(2)	S/R Conflict	reduce(2)	
s2	reduce(3)	reduce(3)	reduce(3)	
s3	error	error	accept	



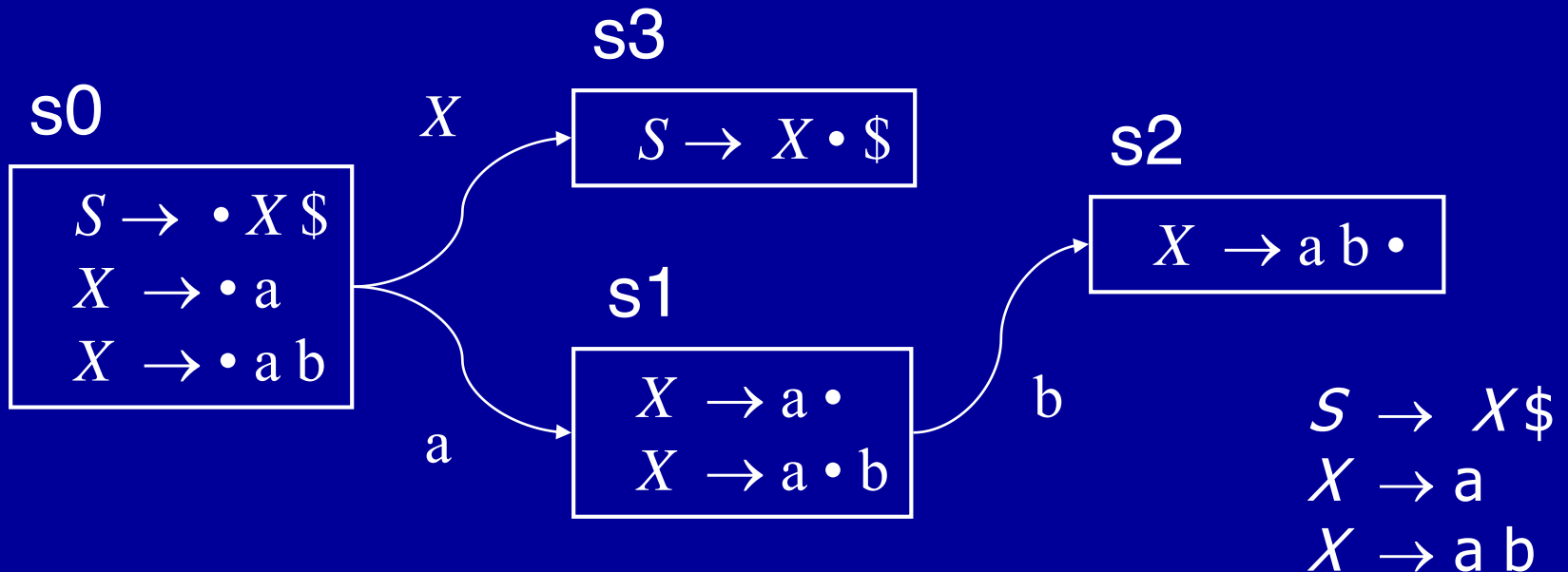
# Creating parse tables with reduction-only lookahead

- For each state
  - Transition to another state using a terminal symbol is a shift to that state (*shift to sn*) (same as before)
  - Transition to another state using a non-terminal is a goto that state (*goto sn*) (same as before)
  - If there is an item  $X \rightarrow \alpha \bullet$  in the state do a reduction with that production whenever the current input symbol  $T$  may follow  $X$  in some derivation (more precise than before)
- Eliminates useless reduce actions

# New Parse Table

b never follows X in any derivation  
 resolve shift/reduce conflict to shift

	ACTION			Goto
State	a	b	\$	X
s0	shift to s1	error	error	goto s3
s1	reduce(2)	shift to s2	reduce(2)	
s2	reduce(3)	reduce(3)	reduce(3)	
s3	error	error	accept	



# More General Lookahead

- Items contain potential lookahead information, resulting in more states in finite state control
- Item of the form  $[A \rightarrow \alpha \bullet \beta \quad T]$  says
  - The parser has parsed an  $\alpha$
  - If it parses a  $\beta$  and the next symbol is  $T$
  - Then parser should reduce by  $A \rightarrow \alpha \beta$
- In addition to current parser state, all parser actions are function of lookahead symbols

# Terminology

- Many different parsing techniques
  - Each can handle some set of CFGs
  - Categorization of techniques

# Terminology

- Many different parsing techniques
  - Each can handle some set of CFGs
  - Categorization of techniques



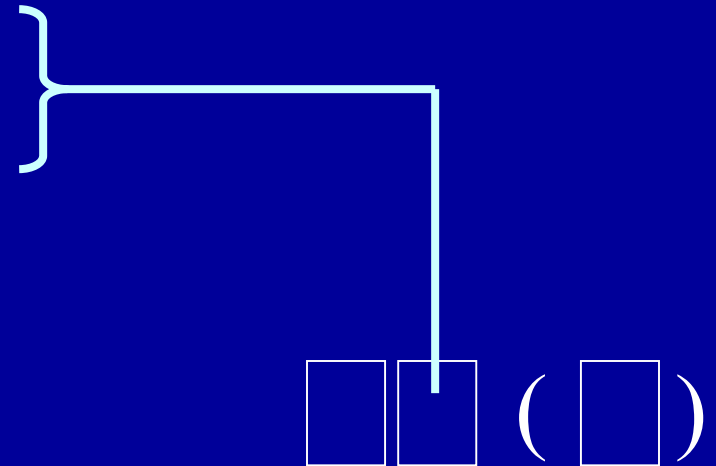
# Terminology

- Many different parsing techniques
  - Each can handle some set of CFGs
  - Categorization of techniques
- **L** - parse from left to right
- **R** - parse from right to left



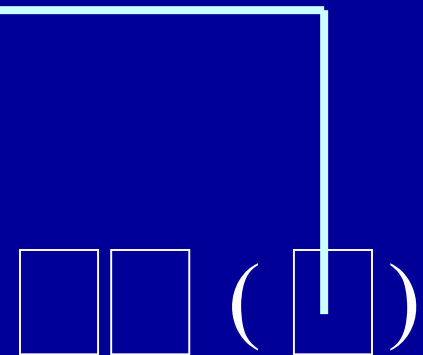
# Terminology

- Many different parsing techniques
  - Each can handle some set of CFGs
  - Categorization of techniques
- **L** - leftmost derivation
- **R** - rightmost derivation



# Terminology

- Many different parsing techniques
  - Each can handle some set of CFGs
  - Categorization of techniques
- Number of lookahead characters



# Terminology

- Many different parsing techniques
  - Each can handle some set of CFGs
  - Categorization of techniques
- Examples: LL(0), LR(1)
- This lecture
  - LR(0) parser
  - SLR parser – LR(0) parser augmented with follow information

**L** **R** ( **k** )

# Summary

- Parser generators – given a grammar, produce a parser
- Standard technique
  - Automatically build a pushdown automaton
  - Obtain a shift-reduce parser
    - Finite state control plus push down stack
    - Table driven implementation
- Conflicts: Shift/Reduce, Reduce/Reduce
- Use of lookahead to eliminate conflicts
  - SLR parsing (eliminates useless reduce actions)
  - LR(k) parsing (lookahead throughout parser)

# Follow() sets in SLR Parsing

For each non-terminal  $A$ ,  $\text{Follow}(A)$  is the set of terminals that can come after  $A$  in some derivation

# Constraints for Follow()

- $\$ \in \text{Follow}(S)$ , where  $S$  is the start symbol
- If  $A \rightarrow \alpha B \beta$  is a production then  $\text{First}(\beta) \subseteq \text{Follow}(B)$
- If  $A \rightarrow \alpha B$  is a production then  $\text{Follow}(A) \subseteq \text{Follow}(B)$
- If  $A \rightarrow \alpha B \beta$  is a production and  $\beta$  derives  $\varepsilon$  then  $\text{Follow}(A) \subseteq \text{Follow}(B)$

# Algorithm for Follow

for all nonterminals  $NT$

$$\text{Follow}(NT) = \{ \}$$

$$\text{Follow}(S) = \{ \$ \}$$

while Follow sets keep changing

for all productions  $A \rightarrow \alpha B \beta$

$$\text{Follow}(B) = \text{Follow}(B) \cup \text{First}(\beta)$$

$$\text{if } (\beta \text{ derives } \varepsilon) \text{ Follow}(B) = \text{Follow}(B) \cup \text{Follow}(A)$$

for all productions  $A \rightarrow \alpha B$

$$\text{Follow}(B) = \text{Follow}(B) \cup \text{Follow}(A)$$

# Augmenting Example with Follow

- Example Grammar for Follow

$$S \rightarrow X \$$$

$$X \rightarrow a$$

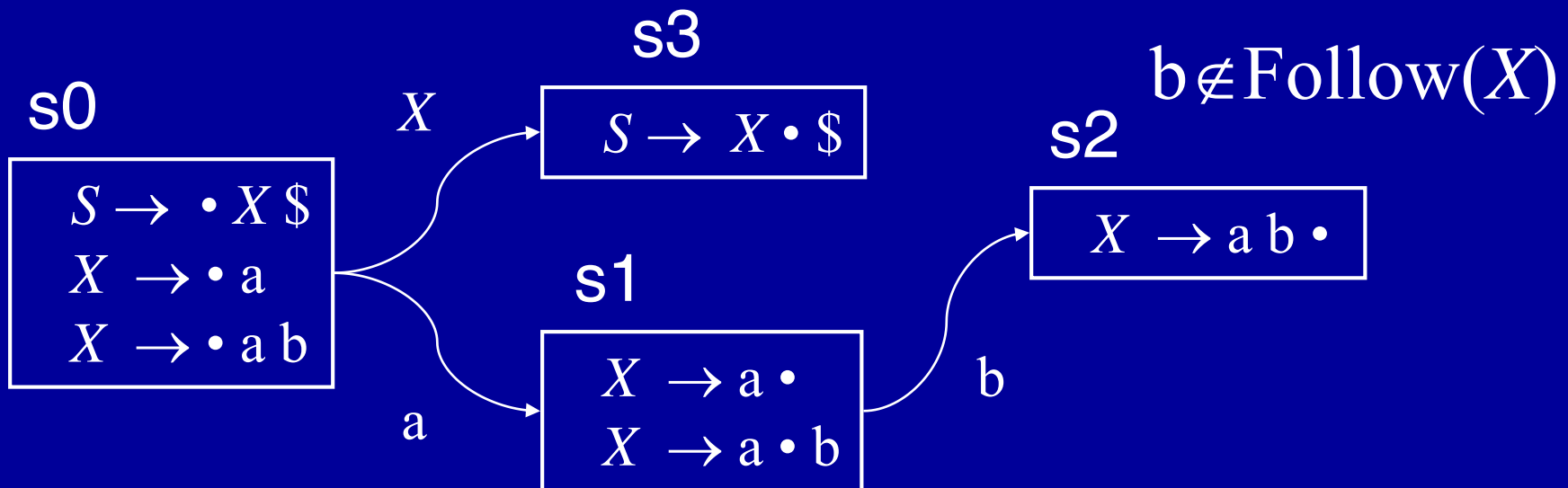
$$X \rightarrow a b$$

$$\text{Follow}(S) = \{ \$ \}$$

$$\text{Follow}(X) = \{ \$ \}$$

# SLR Eliminates Shift/Reduce Conflict

	ACTION			Goto
State	a	b	\$	X
s0	shift to s1	error	error	goto s3
s1	reduce(2)	shift to s2	reduce(2)	
s2	reduce(3)	reduce(3)	reduce(3)	
s3	error	error	accept	



# Basic Idea Behind LR(1)

- Split states in LR(0) DFA based on lookahead
- Reduce based on item and lookahead

# LR(1) Items

- Items will keep info on
  - production
  - right-hand-side position (the dot)
  - look ahead symbol
- LR(1) item is of the form  $[A \rightarrow \alpha \cdot \beta \quad T]$ 
  - $A \rightarrow \alpha \beta$  is a production
  - The dot in  $A \rightarrow \alpha \cdot \beta$  denotes the position
  - $T$  is a terminal or the end marker ( $\$$ )

# Meaning of LR(1) Items

- Item  $[A \rightarrow \alpha \cdot \beta \quad T]$  means
  - The parser has parsed an  $\alpha$
  - If it parses a  $\beta$  and the next symbol is  $T$
  - Then parser should reduce by  $A \rightarrow \alpha \beta$

- The grammar

$$S \rightarrow X\$$$

$$X \rightarrow (X)$$

$$X \rightarrow \varepsilon$$

- Terminal symbols
  - '('
  - )
  - End of input symbol
    - '\$'

## LR(1) Items

$$[S \rightarrow \cdot X\$ \quad )]$$

$$[S \rightarrow \cdot X\$ \quad (]$$

$$[S \rightarrow \cdot X\$ \quad \$]$$

$$[S \rightarrow X \cdot \$ \quad )]$$

$$[S \rightarrow X \cdot \$ \quad (]$$

$$[S \rightarrow X \cdot \$ \quad \$]$$

$$[X \rightarrow \cdot (X) \quad )]$$

$$[X \rightarrow \cdot (X) \quad (]$$

$$[X \rightarrow \cdot (X) \quad \$]$$

$$[X \rightarrow (\cdot X) \quad )]$$

$$[X \rightarrow (\cdot X) \quad (]$$

$$[X \rightarrow (\cdot X) \quad \$]$$

$$[X \rightarrow (X \cdot \quad )]$$

$$[X \rightarrow (X \cdot ) \quad (]$$

$$[X \rightarrow (X \cdot ) \quad \$]$$

$$[X \rightarrow (X) \cdot \quad )]$$

$$[X \rightarrow (X) \cdot \quad (]$$

$$[X \rightarrow (X) \cdot \quad \$]$$

$$[X \rightarrow \cdot \quad )]$$

$$[X \rightarrow \cdot \quad (]$$

$$[X \rightarrow \cdot \quad \$]$$

# Creating a LR(1) Parser Engine

- Need to define Closure() and Goto() functions for LR(1) items
- Need to provide an algorithm to create the DFA
- Need to provide an algorithm to create the parse table

# Closure algorithm

Closure(I)

repeat

for all items  $[A \rightarrow \alpha \bullet X \beta \quad c]$  in I

for any production  $X \rightarrow \gamma$

for any  $d \in \text{First}(\beta c)$

$$I = I \cup \{ [X \rightarrow \bullet \gamma \quad d] \}$$

until I does not change

# Goto algorithm

Goto(I, X)

J = { }

for any item  $[A \rightarrow \alpha \cdot X \beta \quad c]$  in I

J = J  $\cup$   $\{[A \rightarrow \alpha X \cdot \beta \quad c]\}$

return Closure(J)

# Building the LR(1) DFA

- Start with the item  $[\langle S' \rangle \rightarrow \bullet \langle S \rangle \$ I]$ 
  - I irrelevant because we will never shift \$
- Find the closure of the item and make an state
- Pick a state I
  - for each item  $[A \rightarrow \alpha \bullet X \beta \ c]$  in I
    - find  $\text{Goto}(I, X)$
    - if  $\text{Goto}(I, X)$  is not already a state, make one
    - Add an edge X from state I to  $\text{Goto}(I, X)$  state
- Repeat until no more additions possible

# Creating the parse tables

- For each LR(1) DFA state
  - Transition to another state using a terminal symbol is a shift to that state (*shift to sn*)
  - Transition to another state using a non-terminal symbol is a goto that state (*goto sn*)
  - If there is an item  $[A \rightarrow \alpha \bullet a]$  in the state, action for input symbol  $a$  is a reduction via the production  $A \rightarrow \alpha$  (*reduce k*)

# LALR(1) Parser

- Motivation
  - LR(1) parse engine has a large number of states
  - Simple method to eliminate states
- If two LR(1) states are identical except for the look ahead symbol of the items  
Then Merge the states
- Result is LALR(1) DFA
- Typically has many fewer states than LR(1)
- May also have more reduce/reduce conflicts