

MIT 6.035

Specifying Languages with Regular Expressions and Context-Free Grammars

Martin Rinard

Laboratory for Computer Science

Massachusetts Institute of Technology

Language Definition Problem

- How to precisely define language
- Layered structure of language definition
 - Start with a set of letters in language
 - Lexical structure - identifies “words” in language (each word is a sequence of letters)
 - Syntactic structure - identifies “sentences” in language (each sentence is a sequence of words)
 - Semantics - meaning of program (specifies what result should be for each input)
 - Today’s topic: lexical and syntactic structures

Specifying Formal Languages

- Huge Triumph of Computer Science
 - Beautiful Theoretical Results
 - Practical Techniques and Applications
- Two Dual Notions
 - Generative approach
(grammar or regular expression)
 - Recognition approach (automaton)
- Lots of theorems about converting one approach automatically to another

Specifying Lexical Structure Using Regular Expressions

- Have some alphabet Σ = set of letters
- Regular expressions are built from:
 - ε - empty string
 - Any letter from alphabet Σ
 - $r_1 r_2$ – regular expression r_1 followed by r_2 (sequence)
 - $r_1 | r_2$ – either regular expression r_1 or r_2 (choice)
 - r^* - iterated sequence and choice $\varepsilon | r | rr | \dots$
 - Parentheses to indicate grouping/precedence

Concept of Regular Expression

Generating a String

Rewrite regular expression until have only a sequence of letters (string) left

General Rules

$$1) r_1 | r_2 \rightarrow r_1$$

$$2) r_1 | r_2 \rightarrow r_2$$

$$3) r^* \rightarrow rr^*$$

$$4) r^* \rightarrow \varepsilon$$

Example

$$(0 | 1)^*.(0|1)^*$$

$$(0 | 1)(0 | 1)^*.(0|1)^*$$

$$1(0|1)^*.(0|1)^*$$

$$1.(0|1)^*$$

$$1.(0|1)(0|1)^*$$

$$1.(0|1)$$

$$1.0$$

Nondeterminism in Generation

- Rewriting is similar to equational reasoning
- But different rule applications may yield different final results

Example 1

$(0|1)^*.(0|1)^*$
 $(0|1)(0|1)^*.(0|1)^*$
 $1(0|1)^*.(0|1)^*$
 $1.(0|1)^*$
 $1.(0|1)(0|1)^*$
 $1.(0|1)$
 1.0

Example 2

$(0|1)^*.(0|1)^*$
 $(0|1)(0|1)^*.(0|1)^*$
 $0(0|1)^*.(0|1)^*$
 $0.(0|1)^*$
 $0.(0|1)(0|1)^*$
 $0.(0|1)$
 0.1

Concept of Language Generated by Regular Expressions

- Set of all strings generated by a regular expression is language of regular expression
- In general, language may be (countably) infinite
- String in language is often called a token

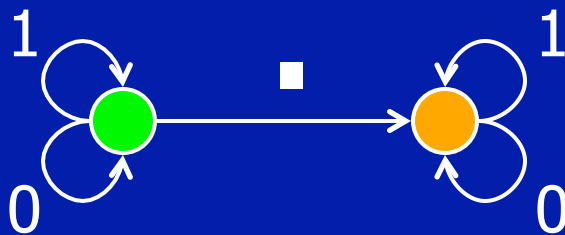
Examples of Languages and Regular Expressions

- $\Sigma = \{ 0, 1, . \}$
 - $(0|1)^*. (0|1)^*$ - Binary floating point numbers
 - $(00)^*$ - even-length all-zero strings
 - $1^*(01^*01^*)^*$ - strings with even number of zeros
- $\Sigma = \{ a, b, c, 0, 1, 2 \}$
 - $(a|b|c)(a|b|c|0|1|2)^*$ - alphanumeric identifiers
 - $(0|1|2)^*$ - trinary numbers

Alternate Abstraction Finite-State Automata

- Alphabet Σ
- Set of states with initial and accept states
- Transitions between states, labeled with letters

$(0|1)^*. (0|1)^*$



● Start state

● Accept state

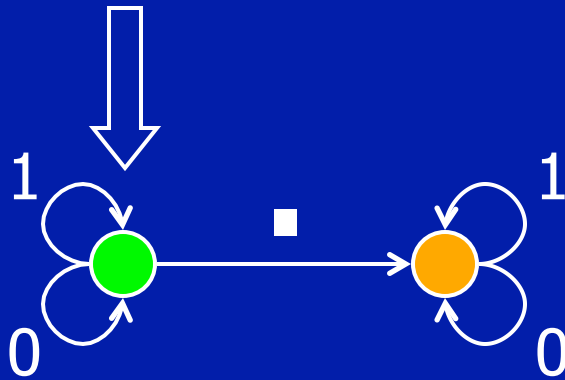
Automaton Accepting String

Conceptually, run string through automaton

- Have current state and current letter in string
- Start with start state and first letter in string
- At each step, match current letter against a transition whose label is same as letter
- Continue until reach end of string or match fails
- If end in accept state, automaton accepts string
- Language of automaton is set of strings it accepts

Example

Current state



● Start state

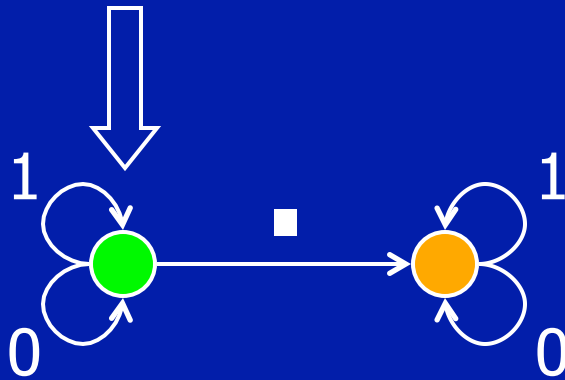
● Accept state

11.0
↑

Current letter

Example

Current state



● Start state

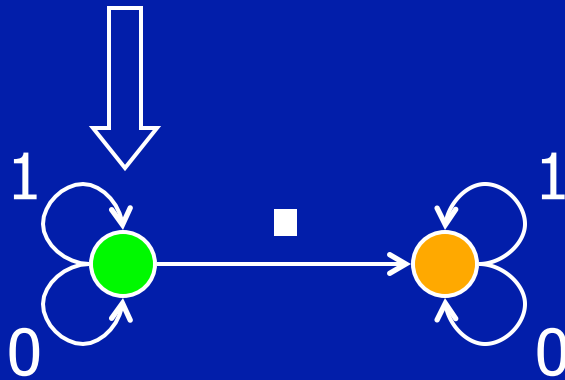
● Accept state

11.0

Current letter

Example

Current state



● Start state

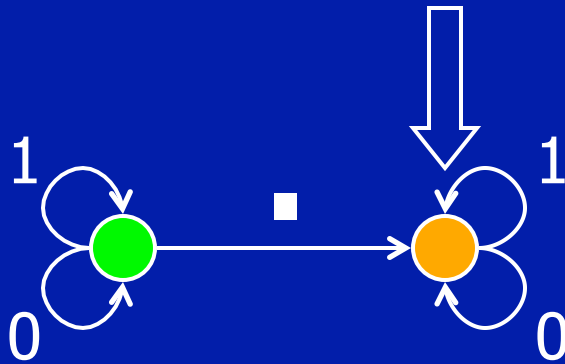
● Accept state

11.0

Current letter

Example

Current state



● Start state

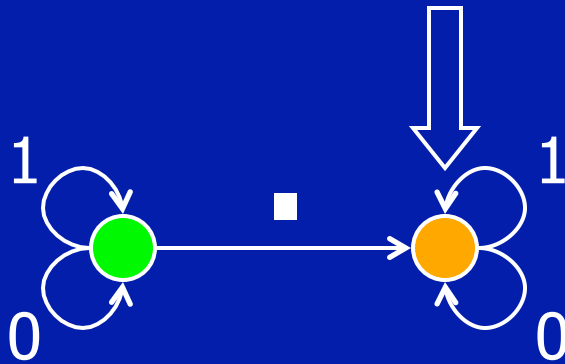
● Accept state

11.0

Current letter

Example

Current state



Start state

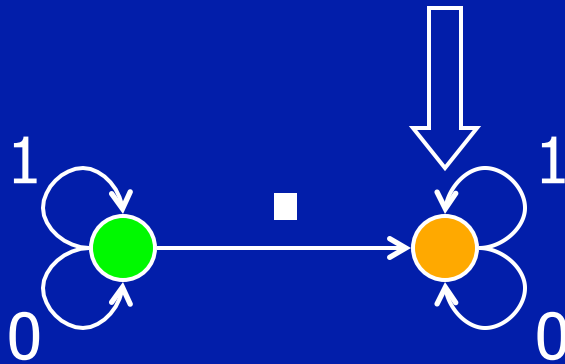
Accept state

11.0

Current letter

Example

Current state



● Start state

● Accept state

11.0

Current letter

String is accepted!

Generative Versus Recognition



- Regular expressions give you a way to generate all strings in language
- Automata give you a way to recognize if a specific string is in language
 - Philosophically very different
 - Theoretically equivalent (for regular expressions and automata)
- Standard approach
 - Use regular expressions when define language
 - Translated automatically into automata for implementation

From Regular Expressions to Automata

- Construction by structural induction
- Given an arbitrary regular expression r
- Assume we can convert r to an automaton with
 - One start state
 - One accept state
- Show how to convert all constructors to deliver an automaton with
 - One start state
 - One accept state

Basic Constructs


- Start state
- Accept state



Sequence

- Start state
- Accept state

$r_1 r_2$




Sequence

● Old start state

● Start state

● Old accept state

● Accept state




Sequence

● Old start state

● Start state

● Old accept state

● Accept state



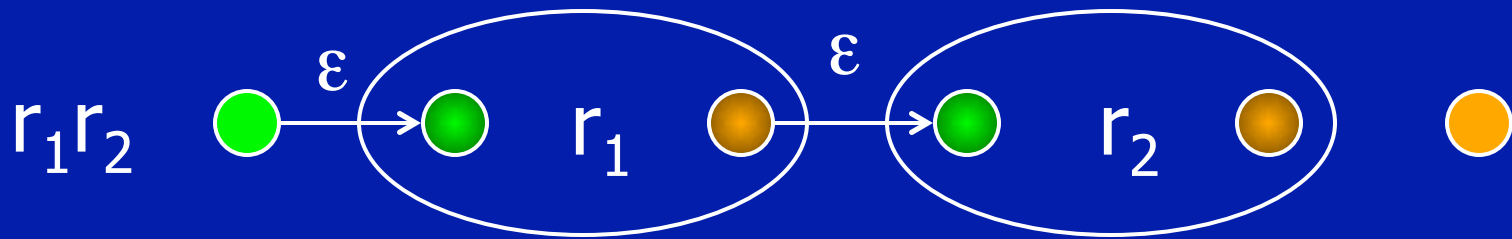
Sequence

● Old start state

● Start state

● Old accept state

● Accept state



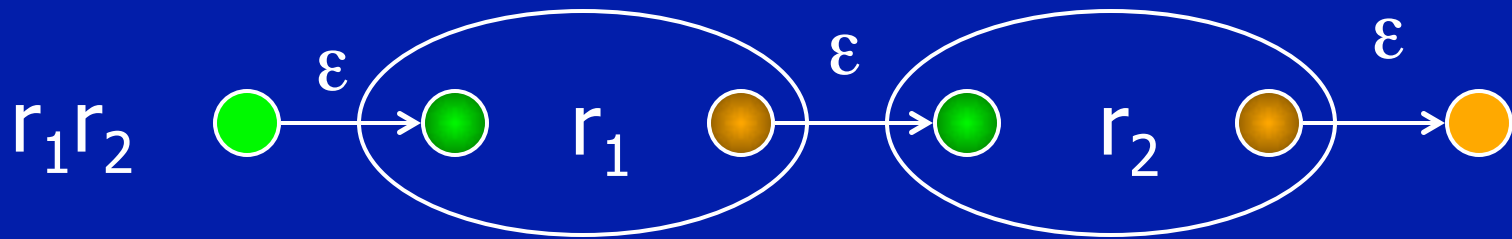
Sequence

● Old start state

● Start state

● Old accept state

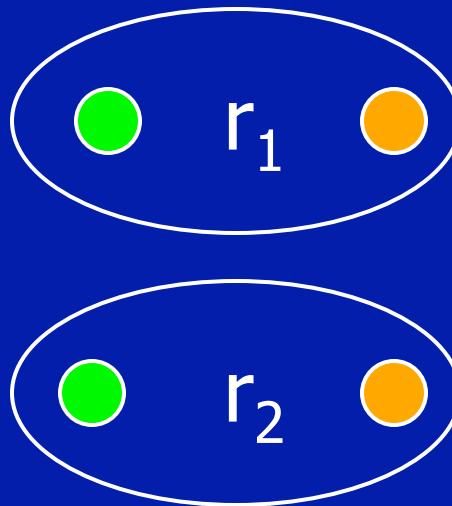
● Accept state



Choice

- Start state
- Accept state

$r_1|r_2$



Choice

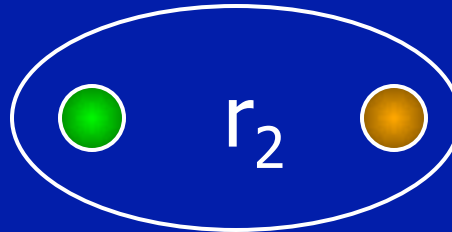
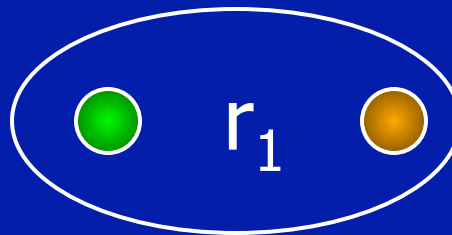
● Old start state

● Old accept state

● Start state

● Accept state

$r_1|r_2$ ●



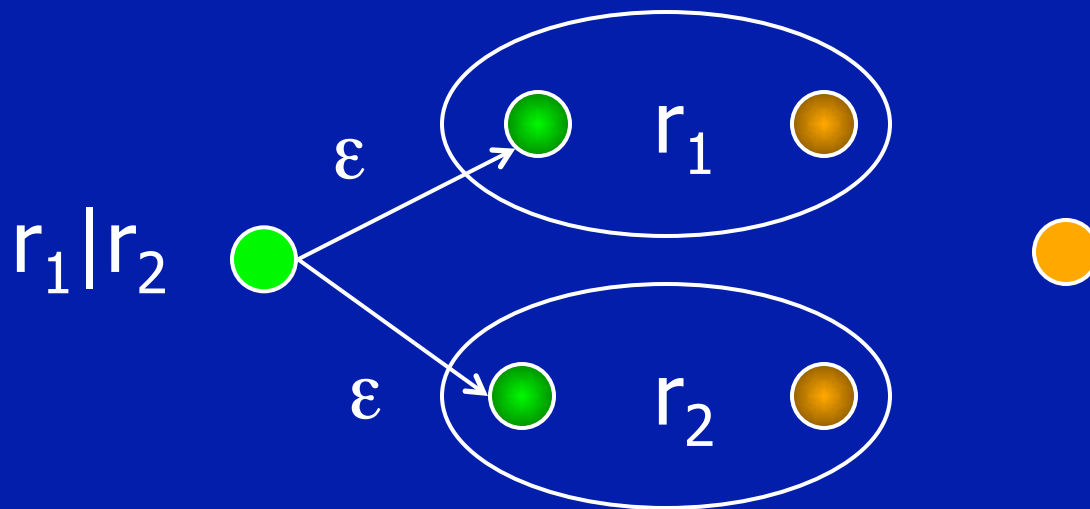
Choice

● Old start state

● Start state

● Old accept state

● Accept state



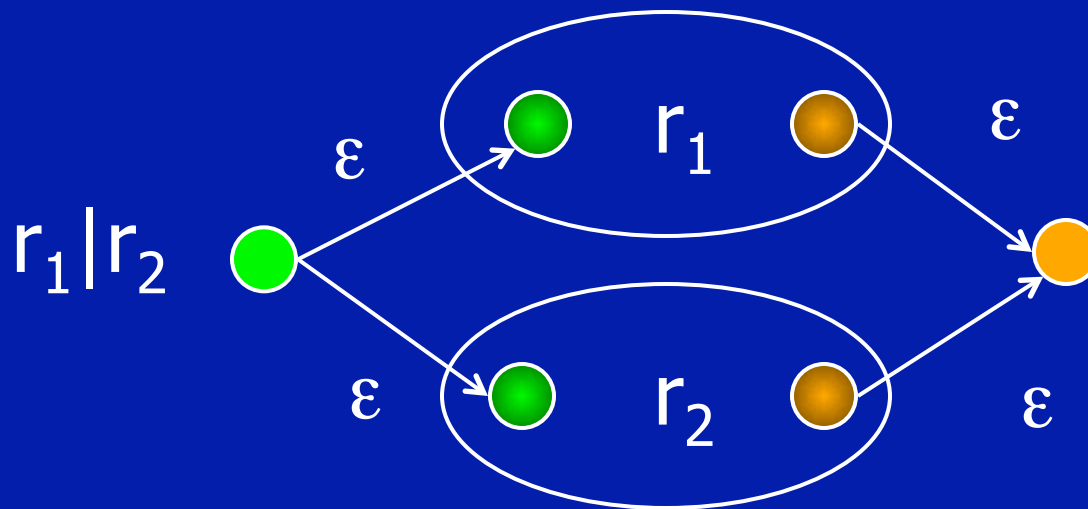
Choice

● Old start state

● Start state

● Old accept state

● Accept state



Kleene Star


● Old start state

● Start state

● Old accept state

● Accept state

r^*



Kleene Star


● Old start state

● Start state

● Old accept state

● Accept state

r^*



Kleene Star


● Old start state

● Start state

● Old accept state

● Accept state

r^*



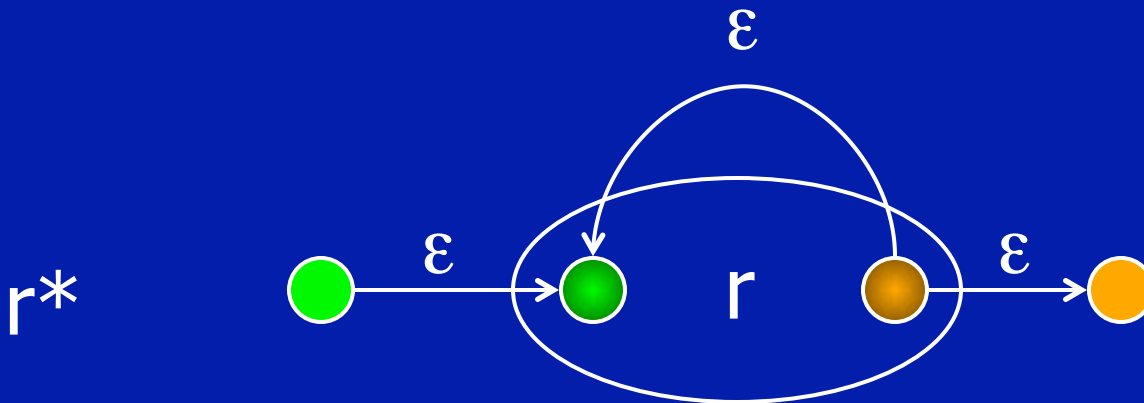
Kleene Star

● Old start state

● Start state

● Old accept state

● Accept state



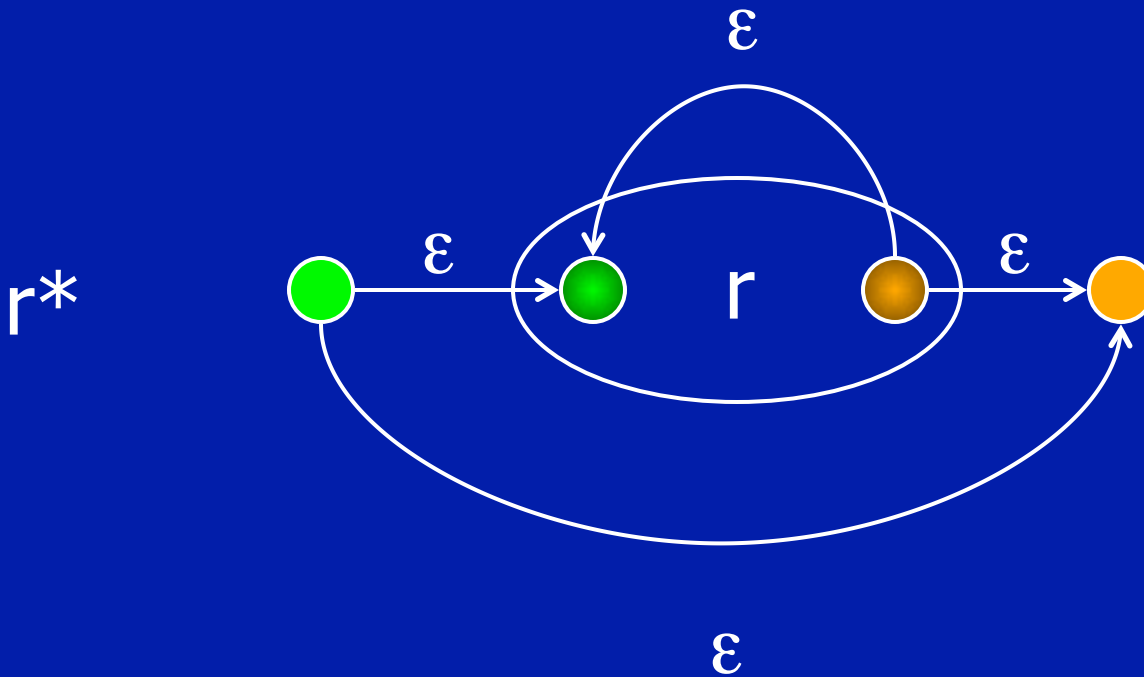
Kleene Star

● Old start state

● Start state

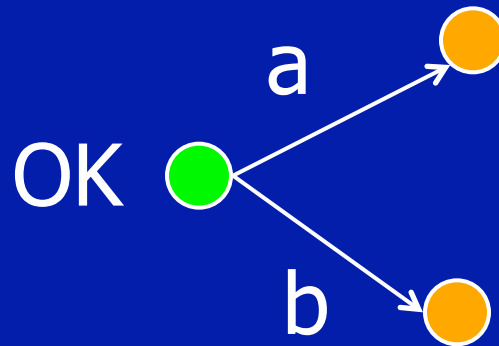
● Old accept state

● Accept state

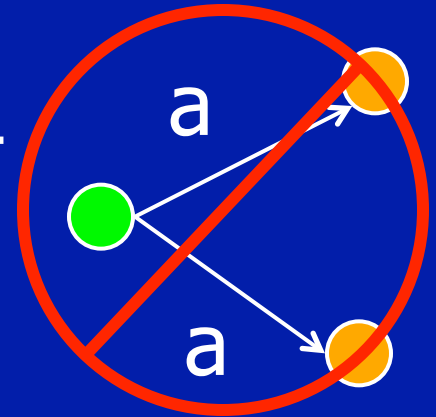


NFA vs. DFA

- DFA
 - No ϵ transitions
 - At most one transition from each state for each letter



NOT
OK



- NFA – neither restriction

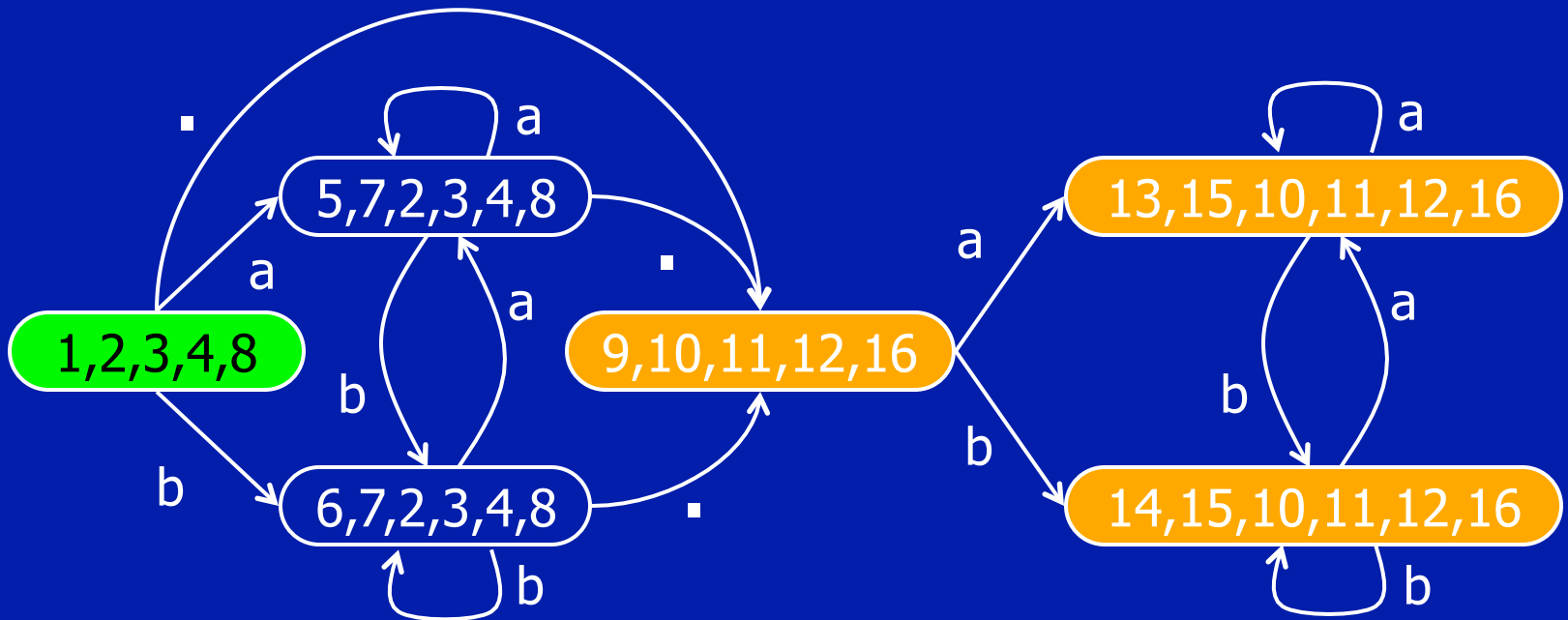
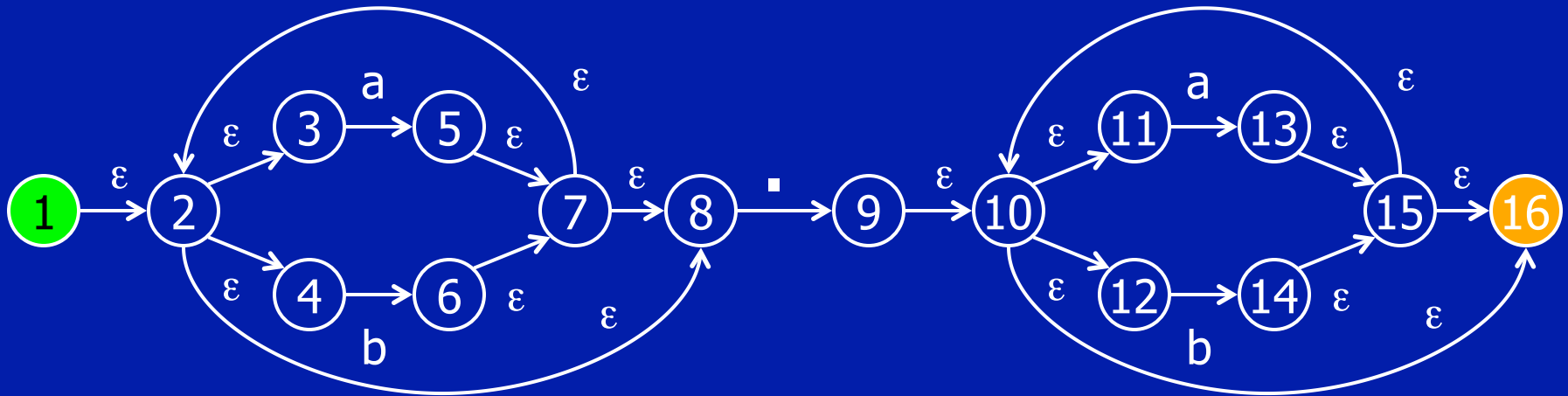
Conversions

- Our regular expression to automata conversion produces an NFA
- Would like to have a DFA to make recognition algorithm simpler
- Can convert from NFA to DFA (but DFA may be exponentially larger than NFA)

NFA to DFA Construction

- DFA has a state for each subset of states in NFA
 - DFA start state corresponds to set of states reachable by following ϵ transitions from NFA start state
 - DFA state is an accept state if an NFA accept state is in its set of NFA states
- To compute the transition for a given DFA state D and letter a
 - Set S to empty set
 - Find the set N of D's NFA states
 - For all NFA states n in N
 - Compute set of states N' that the NFA may be in after matching a
 - Set S to S union N'
 - If S is nonempty, there is a transition for a from D to the DFA state that has the set S of NFA states
 - Otherwise, there is no transition for a from D

NFA to DFA Example for $(a|b)^*. (a|b)^*$



Lexical Structure in Languages

Each language typically has several categories of words. In a typical programming language:

- Keywords (if, while)
- Arithmetic Operations (+, -, *, /)
- Integer numbers (1, 2, 45, 67)
- Floating point numbers (1.0, .2, 3.337)
- Identifiers (abc, i, j, ab345)
- Typically have a lexical category for each keyword and/or each category
- Each lexical category defined by regexp

Lexical Categories Example

- IfKeyword = if
- WhileKeyword = while
- Operator = +|-|*|/
- Integer = [0-9] [0-9]*
- Float = [0-9]*. [0-9]*
- Identifier = [a-z]([a-z]|[0-9])*
- Note that [0-9] = (0|1|2|3|4|5|6|7|8|9)
[a-z] = (a|b|c|...|y|z)
- Will use lexical categories in next level

Programming Language Syntax

- Regular languages suboptimal for specifying programming language syntax
- Why? Constructs with nested syntax
 - $(a+(b-c))*(d-(x-(y-z)))$
 - `if (x < y) if (y < z) a = 5 else a = 6 else a = 7`
- Regular languages lack state required to model nesting
- Canonical example: nested expressions
- No regular expression for language of parenthesized expressions

Solution – Context-Free Grammar

- Set of terminals
 { Op, Int, Open, Close }
 Each terminal defined
 by regular expression
- Set of nonterminals
 { *Start*, *Expr* }
- Set of productions
 - Single nonterminal on LHS
 - Sequence of terminals and nonterminals on RHS

Op = +|-|*|/

Int = [0-9] [0-9]*

Open = <

Close = >

Start → *Expr*

Expr → *Expr* Op *Expr*

Expr → Int

Expr → Open *Expr* Close

Production Game

have a current string

start with *Start* nonterminal

loop until no more nonterminals

- choose a nonterminal in current string

- choose a production with nonterminal in LHS

- replace nonterminal with RHS of production

substitute regular expressions with corresponding strings

generated string is in language

Note: different choices produce different strings

Sample Derivation

Op = +|-|*|/

Int = [0-9] [0-9]*

Open = <

Close = >

1) *Start* → *Expr*

2) *Expr* → *Expr* Op *Expr*

3) *Expr* → Int

4) *Expr* → Open *Expr* Close

Start

Expr

Expr Op *Expr*

Open *Expr* Close Op *Expr*

Open *Expr* Op *Expr* Close Op *Expr*

Open Int Op *Expr* Close Op *Expr*

Open Int Op *Expr* Close Op Int

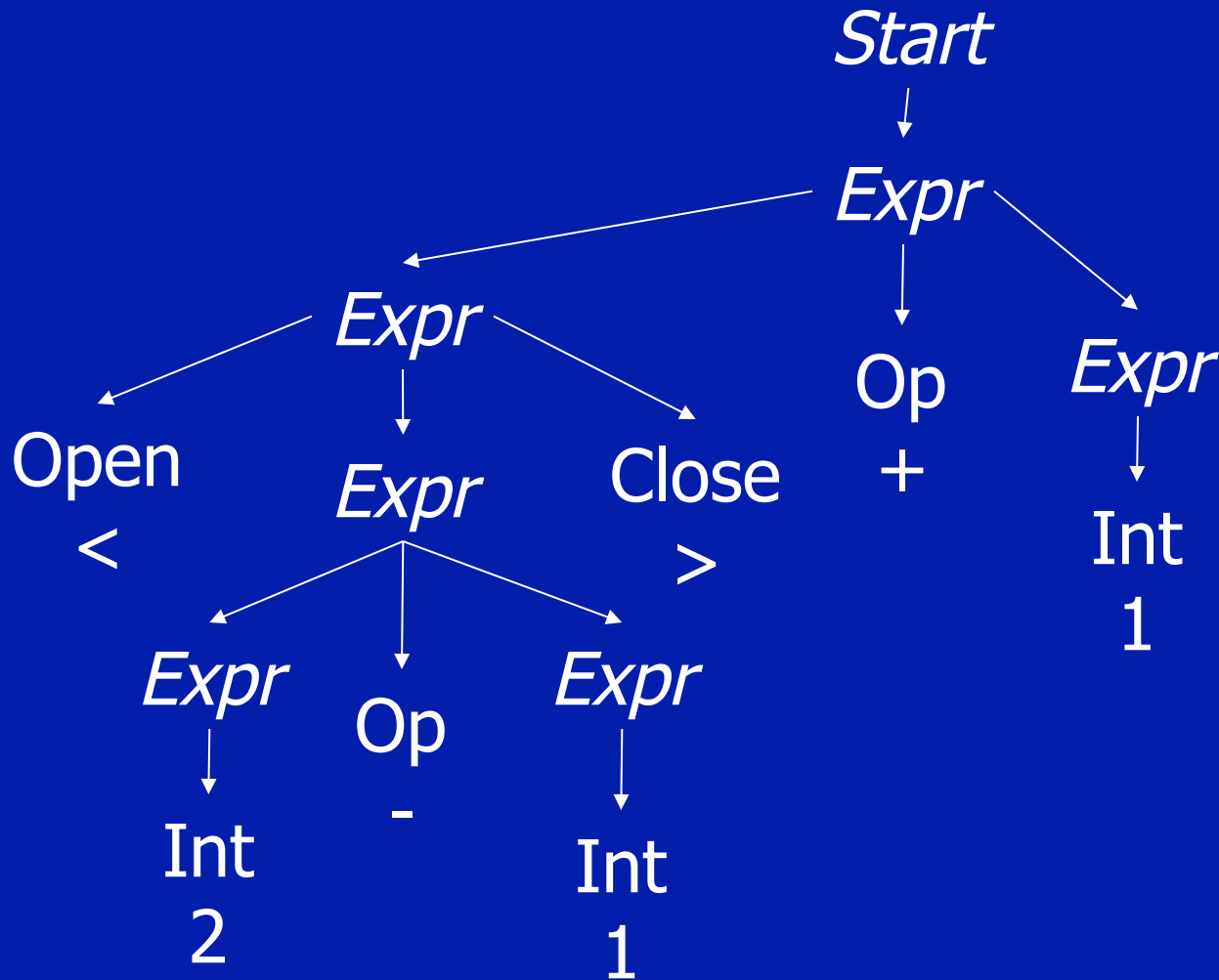
Open Int Op Int Close Op Int

< 2 - 1 > + 1

Parse Tree

- Internal Nodes: Nonterminals
- Leaves: Terminals
- Edges:
 - From Nonterminal of LHS of production
 - To Nodes from RHS of production
- Captures derivation of string

Parse Tree for $\langle 2-1 \rangle + 1$



Ambiguity in Grammar

Grammar is ambiguous if there are multiple derivations
(therefore multiple parse trees) for a single string

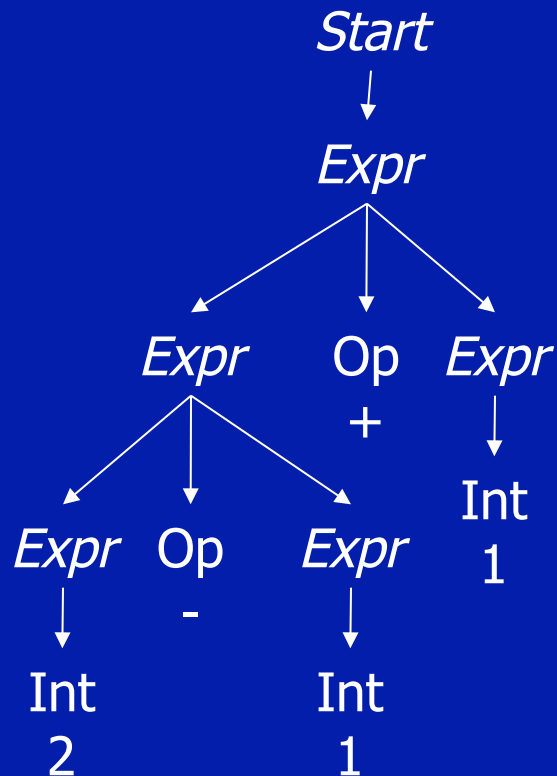
Derivation and parse tree usually reflect semantics of
the program

Ambiguity in grammar often reflects ambiguity in
semantics of language
(which is considered undesirable)

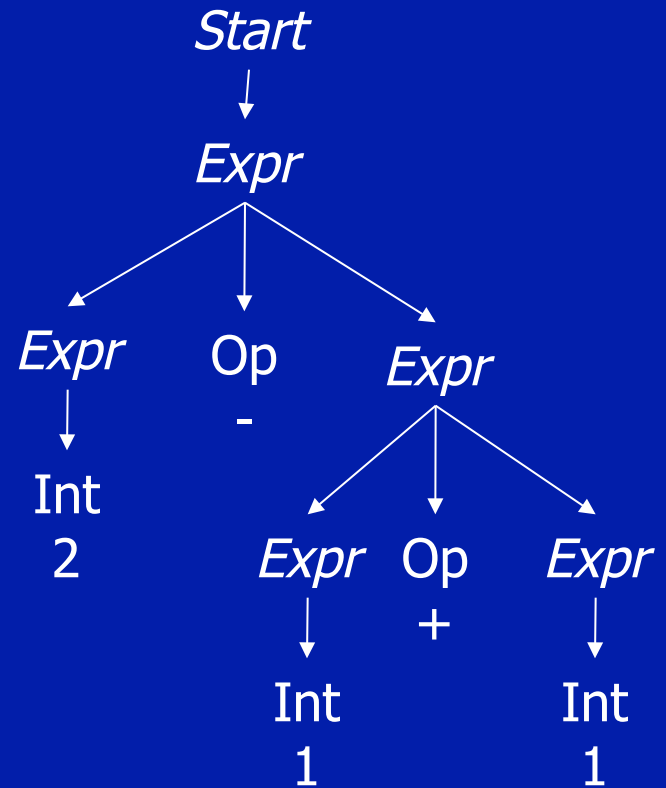
Ambiguity Example

Two parse trees for $2-1+1$

Tree corresponding
to $\langle 2-1 \rangle + 1$



Tree corresponding
to $2 - \langle 1+1 \rangle$



Eliminating Ambiguity

Solution: hack the grammar

Original Grammar

$Start \rightarrow Expr$

$Expr \rightarrow Expr\ Op\ Expr$

$Expr \rightarrow Int$

$Expr \rightarrow Open\ Expr\ Close$

Hacked Grammar

$Start \rightarrow Expr$

$Expr \rightarrow Expr\ Op\ Int$

$Expr \rightarrow Int$

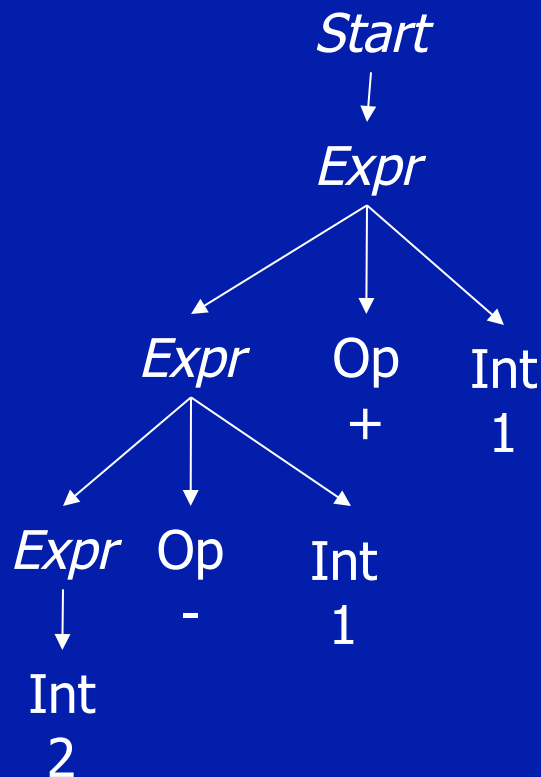
$Expr \rightarrow Open\ Expr\ Close$

Conceptually, makes all operators associate to left

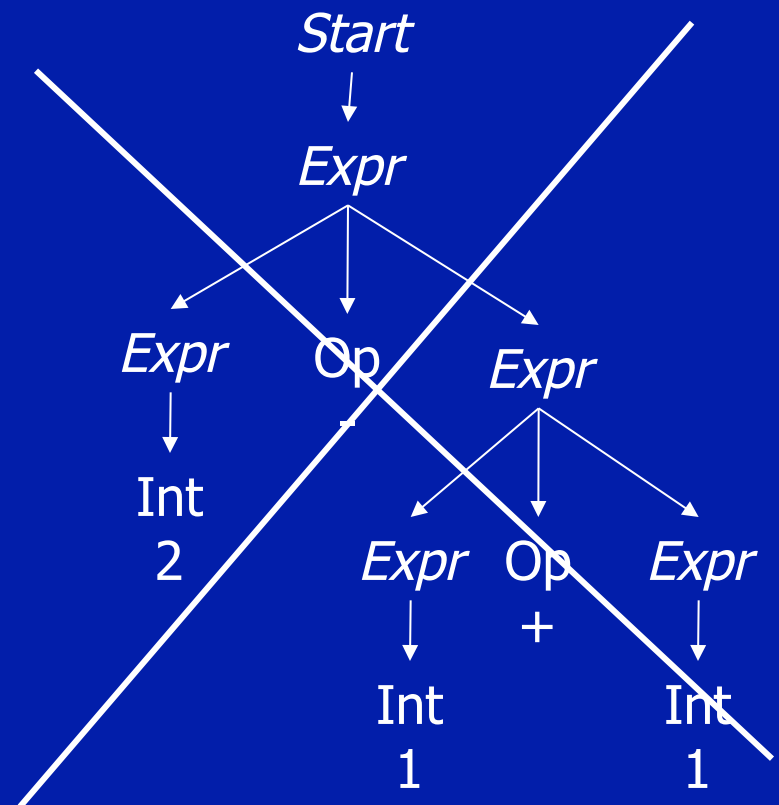
Parse Trees for Hacked Grammar

Only one parse tree for $2-1+1!$

Valid parse tree

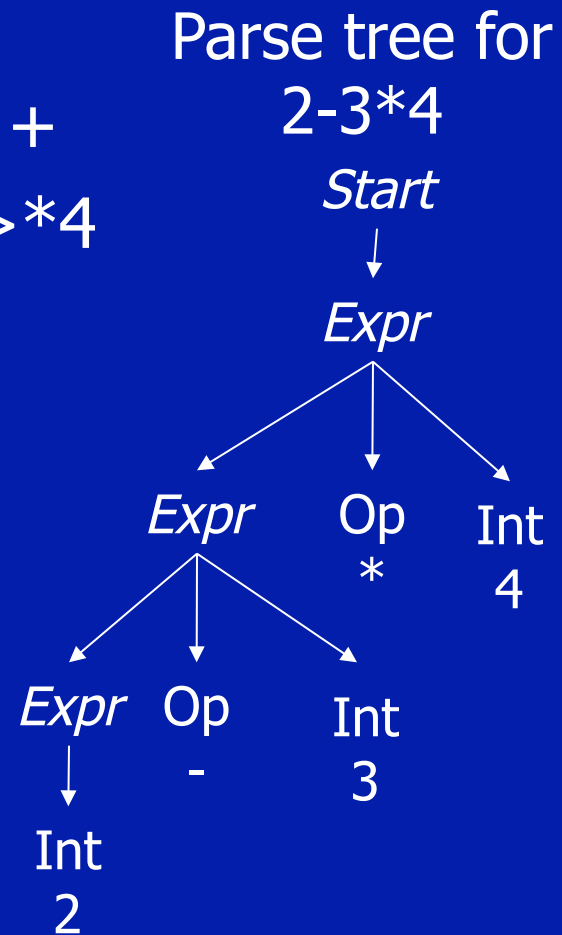


No longer valid parse tree



Precedence Violations

- All operators associate to left
- Violates precedence of $*$ over $+$
 - $2-3*4$ associates like $\langle 2-3 \rangle * 4$



Hacking Around Precedence

Original Grammar

Op = +|-|*|/

Int = [0-9] [0-9]*

Open = <

Close = >

Start → *Expr*

Expr → *Expr* Op Int

Expr → Int

Expr → Open *Expr* Close

Hacked Grammar

AddOp = +|-

MulOp = *|/

Int = [0-9] [0-9]*

Open = <

Close = >

Start → *Expr*

Expr → *Expr* AddOp *Term*

Expr → *Term*

Term → *Term* MulOp *Num*

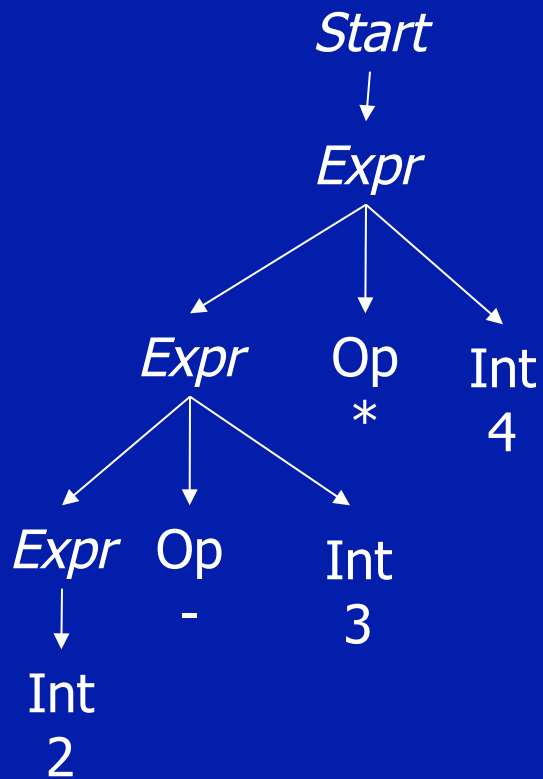
Term → *Num*

Num → Int

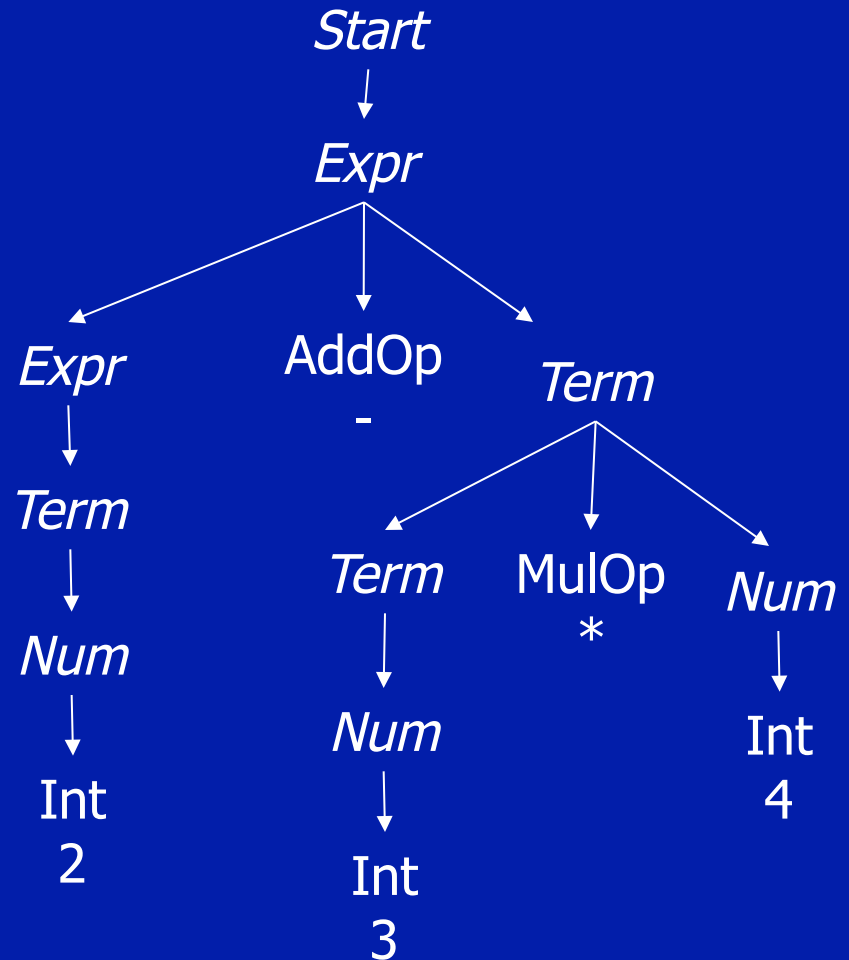
Num → Open *Expr* Close

Parse Tree Changes

Old parse tree
for $2-3*4$



New parse tree
for $2-3*4$



General Idea

- Group Operators into Precedence Levels
 - $*$ and $/$ are at top level, bind strongest
 - $+$ and $-$ are at next level, bind next strongest
- Nonterminal for each Precedence Level
 - *Term* is nonterminal for $*$ and $/$
 - *Expr* is nonterminal for $+$ and $-$
- Can make operators left or right associative within each level
- Generalizes for arbitrary levels of precedence

Parser

- Converts program into a parse tree
- Can be written by hand
- Or produced automatically by parser generator
 - Accepts a grammar as input
 - Produces a parser as output
- Practical problem
 - Parse tree for hacked grammar is complicated
 - Would like to start with more intuitive parse tree

Solution

- Abstract versus Concrete Syntax
 - Abstract syntax corresponds to “intuitive” way of thinking of structure of program
 - Omits details like superfluous keywords that are there to make the language unambiguous
 - Abstract syntax may be ambiguous
 - Concrete Syntax corresponds to full grammar used to parse the language
- Parsers are often written to produce abstract syntax trees.

Abstract Syntax Trees

- Start with intuitive but ambiguous grammar
- Hack grammar to make it unambiguous
 - Concrete parse trees
 - Less intuitive
- Convert concrete parse trees to abstract syntax trees
 - Correspond to intuitive grammar for language
 - Simpler for program to manipulate

Hacked Unambiguous Grammar

AddOp = +|-

MulOp = *//

Int = [0-9] [0-9]*

Open = <

Close = >

Start \rightarrow *Expr*

Expr \rightarrow *Expr* AddOp *Term*

Expr \rightarrow *Term*

Term \rightarrow *Term* MulOp *Num*

Term \rightarrow *Num*

Num \rightarrow Int

Num \rightarrow Open *Expr* Close

Example

Intuitive but Ambiguous Grammar

Op = *//|+|-

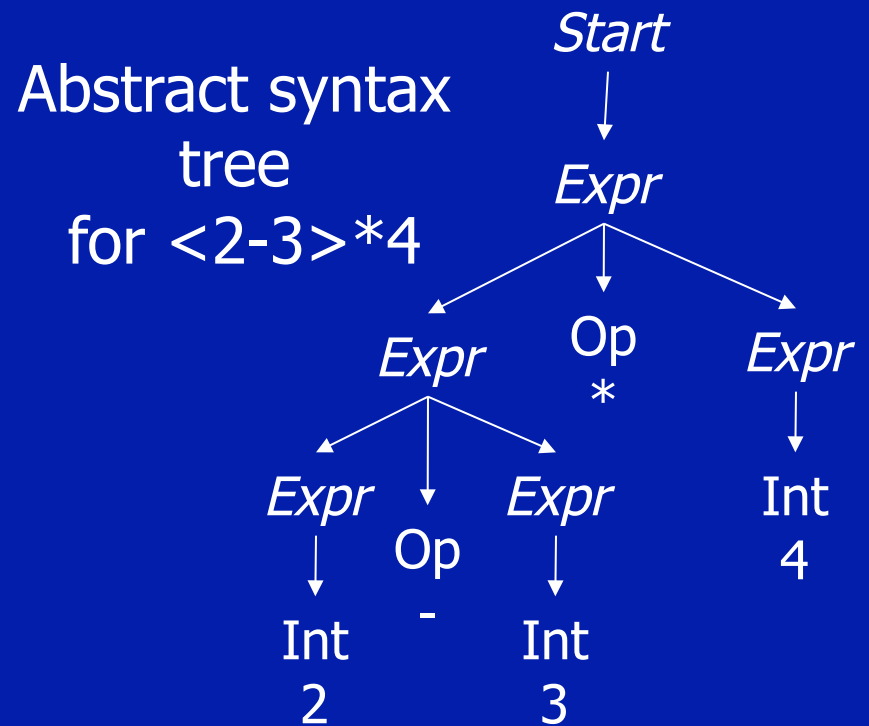
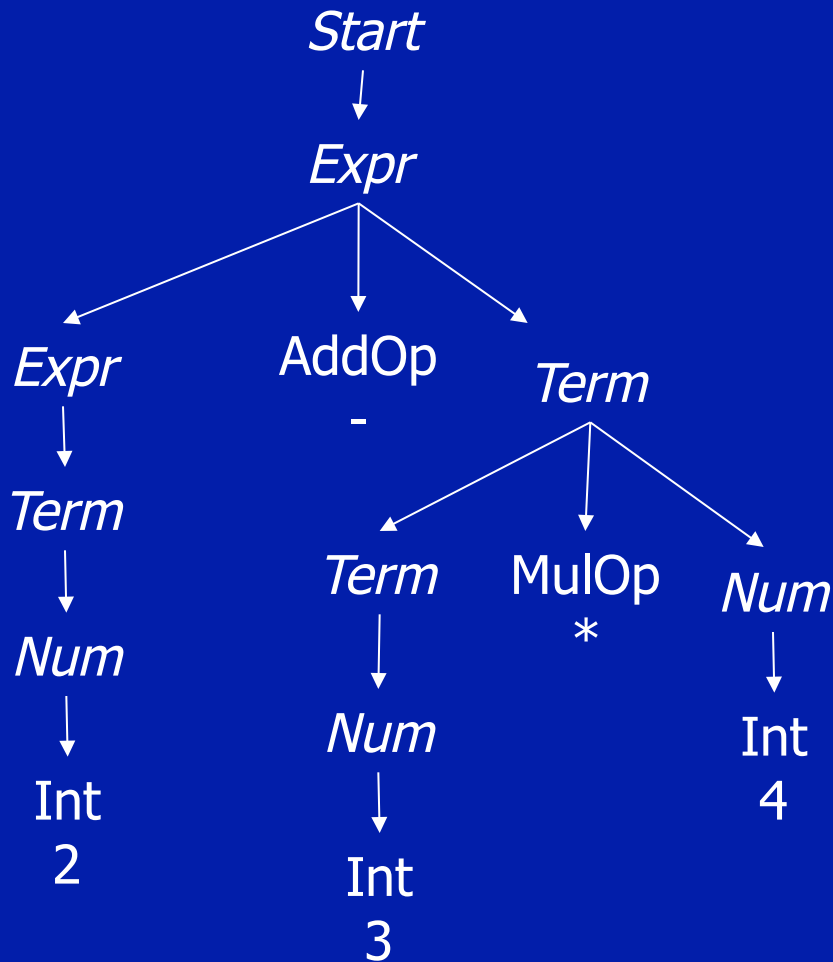
Int = [0-9] [0-9]*

Start \rightarrow *Expr*

Expr \rightarrow *Expr* Op *Expr*

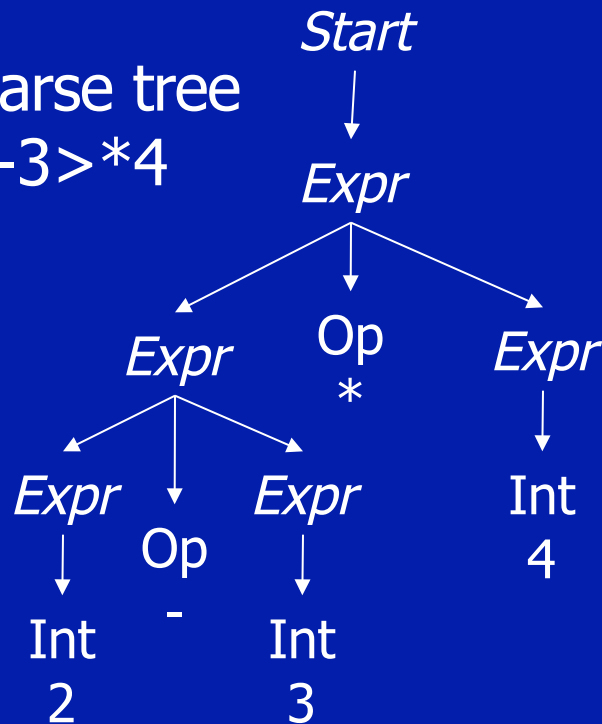
Expr \rightarrow Int

Concrete parse tree for $\langle 2-3 \rangle * 4$

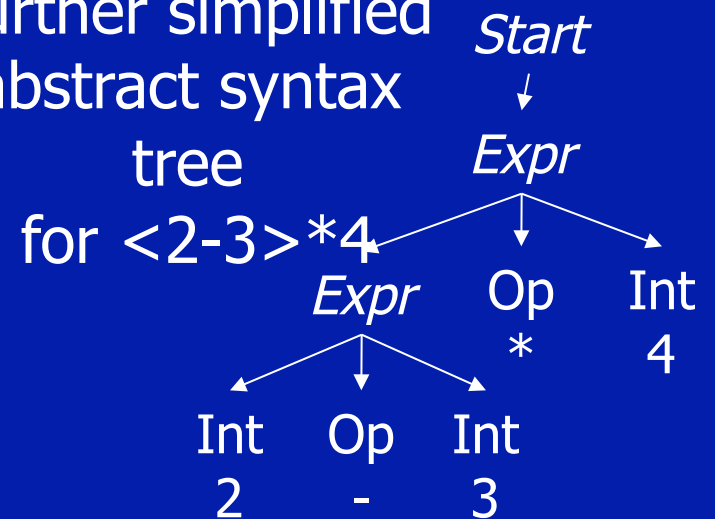


- Uses intuitive grammar
- Eliminates superfluous terminals
 - Open
 - Close

Abstract parse tree
for $\langle 2-3 \rangle * 4$



Further simplified
abstract syntax
tree



Summary

- Lexical and Syntactic Levels of Structure
 - Lexical – regular expressions and automata
 - Syntactic – grammars
- Grammar ambiguities
 - Hacked grammars
 - Abstract syntax trees
- Generation versus Recognition Approaches
 - Generation more convenient for specification
 - Recognition required in implementation

Handling If Then Else

Start → *Stat*

Stat → if *Expr* then *Stat* else *Stat*

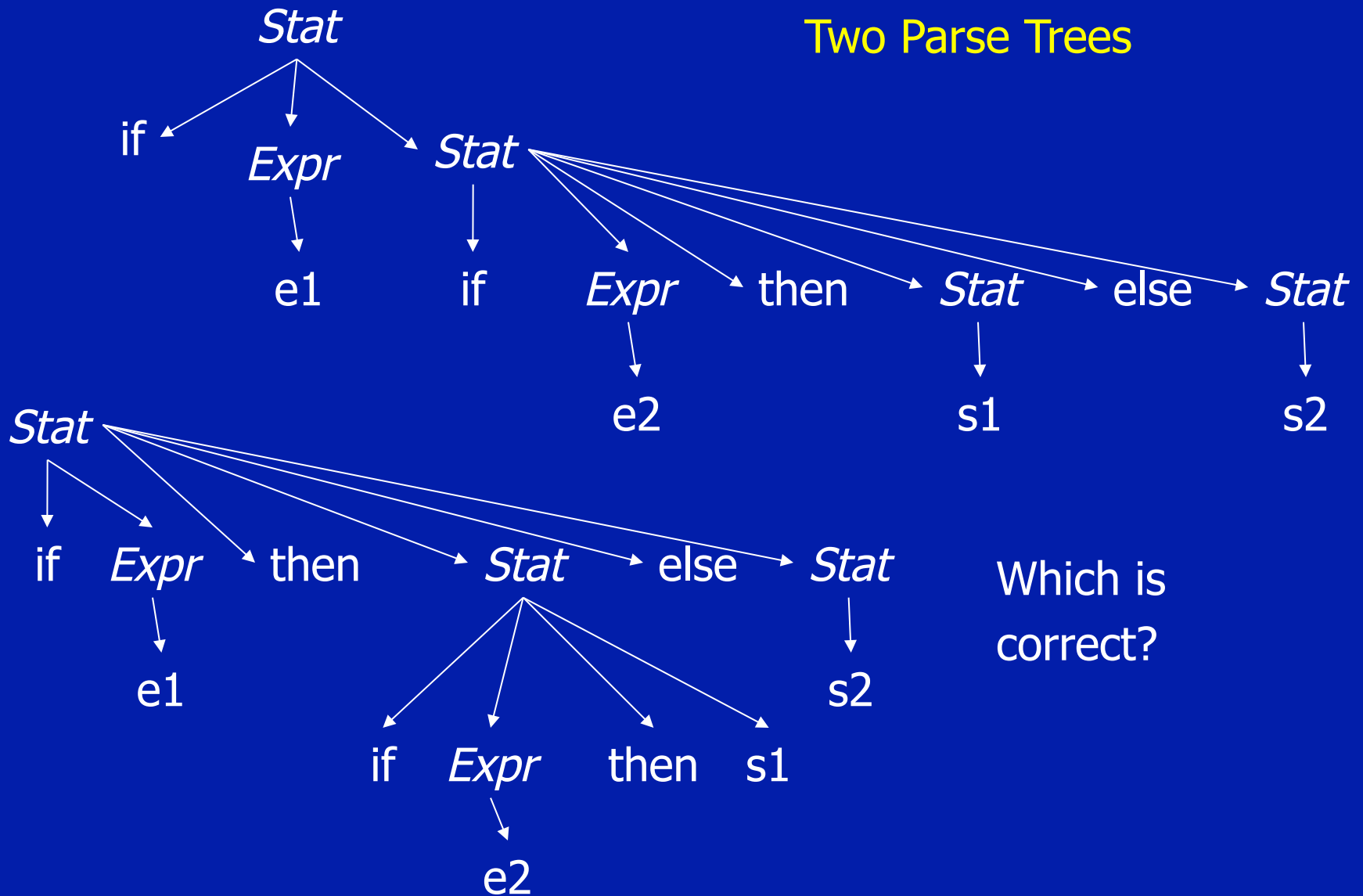
Stat → if *Expr* then *Stat*

Stat → ...

Parse Trees

- Consider Statement if e_1 then if e_2 then s_1 else s_2

Two Parse Trees



Which is correct?

Alternative Readings

- Parse Tree Number 1

if e_1

if e_2 s_1

else s_2

- Parse Tree Number 2

if e_1

if e_2 s_1

else s_2

Grammar is ambiguous

Hacked Grammar

Goal \rightarrow *Stat*

Stat \rightarrow *WithElse*

Stat \rightarrow *LastElse*

WithElse \rightarrow if *Expr* then *WithElse* else *WithElse*

WithElse \rightarrow <statements without if then or if then else>

LastElse \rightarrow if *Expr* then *Stat*

LastElse \rightarrow if *Expr* then *WithElse* else *LastElse*

Hacked Grammar

- Basic Idea: control carefully where an if without an else can occur
 - Either at top level of statement
 - Or as very last in a sequence of if then else if then ... statements

Grammar Vocabulary

- Leftmost derivation
 - Always expands leftmost remaining nonterminal
 - Similarly for rightmost derivation
- Sentential form
 - Partially or fully derived string from a step in valid derivation
 - $0 + \textit{Expr Op Expr}$
 - $0 + \textit{Expr} - 2$

Defining a Language

- Grammar
 - Generative approach
 - All strings that grammar generates (How many are there for grammar in previous example?)
- Automaton
 - Recognition approach
 - All strings that automaton accepts
- Different flavors of grammars and automata
- In general, grammars and automata correspond

Regular Languages

- Automaton Characterization
 - (S, A, F, s_0, s_F)
 - Finite set of states S
 - Finite Alphabet A
 - Transition function $F : S \times A \rightarrow S$
 - Start state s_0
 - Final states s_F
- Language is set of strings accepted by Automaton

Regular Languages

- Regular Grammar Characterization
 - (T, NT, S, P)
 - Finite set of Terminals T
 - Finite set of Nonterminals NT
 - Start Nonterminal S (goal symbol, start symbol)
 - Finite set of Productions $P: NT \rightarrow T \cup NT \cup T \cup NT$
- Language is set of strings generated by grammar

Grammar and Automata Correspondence

Grammar

Regular Grammar

Context-Free Grammar

Context-Sensitive Grammar

Automaton

Finite-State Automaton

Push-Down Automaton

Turing Machine

Context-Free Grammars

- Grammar Characterization
 - (T, NT, S, P)
 - Finite set of Terminals T
 - Finite set of Nonterminals NT
 - Start Nonterminal S (goal symbol, start symbol)
 - Finite set of Productions $P: NT \rightarrow (T \mid NT)^*$
- RHS of production can have any sequence of terminals or nonterminals

Push-Down Automata

- DFA Plus a Stack
 - (S, A, V, F, s_0, s_F)
 - Finite set of states S
 - Finite Input Alphabet A , Stack Alphabet V
 - Transition relation $F : S \times (A \cup \{\varepsilon\}) \times V \rightarrow S \times V^*$
 - Start state s_0
 - Final states s_F
- Each configuration consists of a state, a stack, and remaining input string

CFG Versus PDA

- CFGs and PDAs are of equivalent power
- Grammar Implementation Mechanism:
 - Translate CFG to PDA, then use PDA to parse input string
 - Foundation for bottom-up parser generators

Context-Sensitive Grammars and Turing Machines

- Context-Sensitive Grammars Allow Productions to Use Context
 - $P: (T.NT)^+ \rightarrow (T.NT)^*$
- Turing Machines Have
 - Finite State Control
 - Two-Way Tape Instead of A Stack